





LATTEYS[®]
Non Stop Watering


PERFORMANCE BOOKLET




V5 TO V10 SUBMERSIBLE PUMP SETS


AGRICULTURE


DOMESTIC


INDUSTRIAL


SOLAR



INTRODUCTION

WATER PUMPS

MOTORS & PANELS

INDEX

V5 SINGLE & THREE PHASE	20
V6 SINGLE & THREE PHASE	25
V6/V7 THREE PHASE	35
V6/V8 THREE PHASE	38
V8 THREE PHASE	40
V9 THREE PHASE	51
V10 THREE PHASE	54

V5 SINGLE/THREE PHASE 125MM WATER FILLED SUBMERSIBLE PUMPSETS (RADIAL/MIXED FLOW TYPE) SUITABLE FOR 125MM BORE WELL OR ABOVE

DESCRIPTION

We manufactured Submersible Pumpsets as per IS: 8034 Standard which can be used in the field of advanced technology.

All parts are manufactured and fitted precisely using CNC machine that imparts excellent mechanical strength and reliability. The electrical design of Latteys Motors has been done with polyester Coated winding to improve efficiency and reduce electrical consumption.

5" WATER FILLED SUBMERSIBLE PUMPSET

Salient Features

- Motor filled with water gives better cooling to winding as well as bush.
- Self-aligned carbon Stainless steel thrust bearing which withstands high axial thrust load in water lubrication.
- Dynamically Balancing Rotating part to ensure minimum noise and vibration-free operation.
- Electrically designed to lower power consumption and operating cost.
- Pumps available with non-return valve to reduce the backpressure of water when they are switched-off.
- Impeller and Bowl are accurately machined by CNC machine to ensure high dimension accuracy.
- Superior designed cast Iron impellers & diffusers give higher hydraulic performance, greater efficiency and provide higher resistance against wear & tear through sand and other impurities.
- Stainless steel strainer prevents particles over a certain size from entering the pump.

Application

Sprinkler & drip irrigation | Civil & Industries | Fire fighting system | Agriculture | Gardening | Hospitality

MATERIAL OF CONSTRUCTION

Motor Body	: Stainless Steel
Stator	: Vacuum Impregnated and epoxy coated for corrosion resistance. Thick end laminations are provided to protect motor windings.
Rotor	: Coated with polyurethane paint for corrosion resistance and dynamically balanced for vibration free smooth operations.
Windings	: PVC/ Polyester insulated.
Thrust Bearings	: Special Self-aligning and water lubricated to with stand high axial thrust load.
Breather diaphragm	: Adequately sized to accommodate expansion of water inside the motor and prevent loss cooling water .
Impeller	: High quality abrasion resistant dynamically balanced.
Bowl	: High Grade Cast Iron.
Shaft	: Stainless Steel of adequate diameter to ensure rigidity and ground to close tolerances.
Casing	: High graded Cast Iron.
Cable Sealing	: Designed so that no Borewell water with sand can enter the motor.

V5 SINGLE & THREE PHASE 125MM WATER FILLED SUBMERSIBLE PUMPSET (RADIAL FLOW TYPE) SUITABLE FOR MIN. 125MM BOREWELL OR ABOVE; MAX OD 120MM

APPROXIMATE PERFORMANCE CHART AT 2880 RPM, 200-240 VOLTS, 1-PHASE (UPTO 7.5HP)/415 VOLTS, 3-PHASE, 50 HZ, A.C. SUPPLY

ITEM CODE	ITEM CODE	LPW530R			Outlet Size :-50mm (Radial Flow)							50Hz		
SINGLE PHASE	THREE PHASE	MOTOR RATING			Discharge(LPM)							Price		
50MM	50MM	Kw	HP	Stage	Head(M)	0	55	85	95	135	170	185	SP	TP
		2.2	3.0	10		87	77	70	68	54	38	28		
		3.0	4.0	14		123	109	99	96	76	54	40		
		3.7	5.0	16		141	125	114	110	88	62	46		
		4.5	6.0	20		177	157	143	138	110	78	58		
		5.5	7.5	25		222	197	180	173	138	98	73		
		7.5	10.0	30		267	237	216	208	166	118	88		

ITEM CODE	ITEM CODE	LPW540R			Outlet Size :-50mm (Radial Flow)							50Hz		
SINGLE PHASE	THREE PHASE	MOTOR RATING			Discharge(LPM)							Price		
50MM	50MM	Kw	HP	Stage	Head(M)	0	65	95	115	135	150	165	SP	TP
	FGV5-0045	2.2	3.0	7		67	62	60	57	50	45	37		
		3.0	4.0	10		95	90	88	85	78	73	65		
FGV5-0078	FGV5-0076	3.7	5.0	12		114	109	106	102	94	88	79		
		4.5	6.0	15		144	137	133	129	118	111	100		
	FGV5-0077	5.5	7.5	18		173	164	160	155	146	139	128		
		7.5	10.0	25		241	230	223	216	198	186	170		
	FGV5-0047	9.3	12.5	30		289	276	268	259	238	223	205		

ITEM CODE	ITEM CODE	LPW550R			Outlet Size :-50mm (Radial Flow)							50Hz		
SINGLE PHASE	THREE PHASE	MOTOR RATING			Discharge(LPM)							Price		
50MM	50MM	Kw	HP	Stage	Head(M)	0	90	125	140	160	180	205	SP	TP
FGV5-0007		2.2	3	6		60	57	55	53	48	41	30		
FGV5-0002		3	4	8		80	77	74	70	64	55	41		
	FGV5-0043	3.7	5	10		100	96	92	88	80	69	51		
	FGV5-0042	5.5	7.5	14		140	135	129	123	112	97	72		
	FGV5-0041	5.5	7.5	16		160	155	149	143	132	117	92		
	FGV5-0079	7.5	10	20		200	193	184	176	160	138	103		
		9.3	12.5	25		250	242	230	220	200	173	129		

ITEM CODE	ITEM CODE	LPW560R			Outlet Size :-50mm (Radial Flow)							50Hz		
SINGLE PHASE	THREE PHASE	MOTOR RATING			Discharge(LPM)							Price		
50MM	50MM	Kw	HP	Stage	Head(M)	0	95	135	170	210	235	255	SP	TP
		2.2	3	5		52	48	46	44	39	32	25		
FGV5-0036	FGV5-0037	3.7	5	8		83	77	74	70	63	51	41		
FGV5-0075	FGV5-0009	4.5	6	10		104	97	93	88	79	64	51		
	FGV5-0039	5.5	7.5	12		125	117	112	106	95	77	61		
	FGV5-0038	7.5	10	16		167	156	149	141	127	103	82		

ITEM CODE	ITEM CODE	LPW570R			Outlet Size :-50mm (Radial Flow)							50Hz		
SINGLE PHASE	THREE PHASE	MOTOR RATING			Discharge(LPM)							Price		
50MM	50MM	Kw	HP	Stage	Head(M)	0	175	200	230	260	275	300	SP	TP
		1.5	2	3		33	28	27	26	24	22	18		
		2.2	3	4		44	37	36	34	32	30	24		
		3	4	6		66	56	54	52	48	44	37		
		3.7	5	7		77	65	63	60	56	52	43		
		5.5	7.5	10		110	93	90	86	80	74	61		
		7.5	10	14		154	130	126	120	112	104	85		

V5 SINGLE & THREE PHASE 125MM WATER FILLED SUBMERSIBLE PUMPSET (RADIAL FLOW TYPE) SUITABLE FOR MIN. 125MM BOREWELL OR ABOVE; MAX OD 120MM

APPROXIMATE PERFORMANCE CHART AT 2880 RPM, 200-240 VOLTS, 1-PHASE (UPTO 7.5HP)/415 VOLTS, 3-PHASE, 50 HZ, A.C. SUPPLY

ITEM CODE	ITEM CODE	LPW580R			Outlet Size :-50mm (Radial Flow)						50Hz			
SINGLE PHASE	THREE PHASE	MOTOR RATING			Discharge(LPM)						Price			
50MM	50MM	Kw	HP	Stage	Head(M)	0	190	220	250	285	320	390	SP	TP
		3	4	5		55	47	45	43	40	37	31		
FGV5-0025	FGV5-0026	3.7	5	6		66	56	54	52	48	44	37		
	FGV5-0024	5.5	7.5	9		99	91	88	86	82	78	71		
	FGV5-0027	7.5	10	12		132	112	108	103	96	89	73		

ITEM CODE	ITEM CODE	LPW5100R			Outlet Size :-50mm (Radial Flow)						50Hz		
SINGLE PHASE	THREE PHASE	MOTOR RATING			Discharge(LPM)						Price		
50MM	50MM	Kw	HP	Stage	Head(M)	0	205	250	335	360	400	SP	TP
		1.5	2	2		22	19	18	16	15	11		
		2.2	3	3		33	29	28	24	22	17		
		3	4	4		44	38	37	32	29	22		
	FGV5-0066	3.7	5	5		55	48	46	40	37	28		
		4.5	6	6		66	58	55	48	44	33		
	FGV5-0065	5.5	7.5	8		88	77	74	64	58	44		
		7.5	10	10		110	96	92	80	73	55		

V5 SINGLE & THREE PHASE 125MM WATER FILLED SUBMERSIBLE PUMPSET (MIXED FLOW TYPE) SUITABLE FOR MIN. 125MM BOREWELL OR ABOVE; MAX OD 120MM

APPROXIMATE PERFORMANCE CHART AT 2880 RPM, 200-240 VOLTS, 1-PHASE (UPTO 7.5HP)/415 VOLTS, 3-PHASE, 50 Hz, A.C. SUPPLY

ITEM CODE	ITEM CODE	LPW580M			Outlet Size :-75mm (Mixed Flow)						50Hz		
SINGLE PHASE	THREE PHASE	MOTOR RATING			Discharge(LPM)						Price		
75MM	75MM	Kw	HP	Stage	Head(M)	0	120	270	420	480	510	SP	TP
L/FGV5-002	FGV5-0081	2.2	3	4		36	30	27	24	21	16		
FGV5-0004	FGV5-0084	3.7	5	6		48	42	39	36	33	28		
	FGV5-0086	5.5	7.5	10		80	74	71	68	65	60		
		7.5	10	12		96	90	87	84	81	76		

ITEM CODE	ITEM CODE	LPW5100M			Outlet Size :-75mm (Mixed Flow)						50Hz		
SINGLE PHASE	THREE PHASE	MOTOR RATING			Discharge(LPM)						Price		
75MM	75MM	Kw	HP	Stage	Head(M)	0	325	370	445	490	545	SP	TP
	FGV5-0073	3	4	4		39	32	30	27	24	20		
FGV5-0067	FGV5-0072	3.7	5	5		49	40	38	34	30	25		
	FGV5-0083	5.5	7.5	7		68	56	53	48	42	35		
		7.5	10	10		97	80	76	68	60	50		
		9.3	12.5	12		116	96	91	82	72	60		

ITEM CODE	ITEM CODE	LPW5120M			Outlet Size :-75mm (Mixed Flow)						50Hz		
SINGLE PHASE	THREE PHASE	MOTOR RATING			Discharge(LPM)						Price		
75MM	75MM	Kw	HP	Stage	Head(M)	0	375	460	540	610	680	SP	TP
FGV5-0064	FGV5-0063	3.7	5	4		40	33	31	27	24	18		
	FGV5-0062	5.5	7.5	6		60	50	47	41	35	28		
		7.5	10	8		80	66	62	54	47	37		
		9.3	12.5	10		100	83	78	68	59	47		

V5 SINGLE & THREE PHASE 125MM WATER FILLED SUBMERSIBLE PUMPSET (MIXED FLOW TYPE) SUITABLE FOR MIN. 125MM BOREWELL OR ABOVE; MAX OD 120MM

APPROXIMATE PERFORMANCE CHART AT 2880 RPM, 200-240 VOLTS, 1-PHASE (UPTO 7.5HP)/415 VOLTS, 3-PHASE, 50 Hz, A.C. SUPPLY

ITEM CODE	ITEM CODE	LPW5150M			Outlet Size :-75mm (Mixed Flow)						50Hz		
SINGLE PHASE	THREE PHASE	MOTOR RATING			Discharge(LPM)						Price		
75MM	75MM	Kw	HP	Stage	Head(M)	0	525	600	670	730	800	SP	TP
	FGV5-0058	2.2	3	2		21	16	15	14	13	11		
FGV5-0085	FGV5-0057	3.7	5	3		32	23	22	21	20	16		
	FGV5-0054	5.5	7.5	5		54	39	37	35	33	28		
		7.5	10	7		75	55	52	49	46	40		
	FGV5-0051	9.3	12.5	8		86	62	59	56	52	45		

V5 SINGLE & THREE PHASE 125MM WATER FILLED SUBMERSIBLE PUMPSET (RADIAL FLOW TYPE) RHA SERIES 50 FEET SUITABLE FOR MIN. 125MM BOREWELL OR ABOVE; MAX OD 120MM

APPROXIMATE PERFORMANCE CHART AT 2880 RPM, 200-240 VOLTS, 1-PHASE (UPTO 7.5HP)/415 VOLTS, 3-PHASE, 50 Hz, A.C. SUPPLY

ITEM CODE	ITEM CODE	LPW530RH			Outlet Size :-50mm (Radial Flow-High Head)								50Hz		
SINGLE PHASE	THREE PHASE	MOTOR RATING			Discharge(LPM)								Price		
50MM	50MM	Kw	HP	Stage	Head(M)	0	32	52	62	72	88	108	128	SP	TP
		2.2	3	10		120	115	110	106	100	90	72	50		
		3.0	4	12		144	138	132	127	120	108	86	60		
		3.0	4	14		168	161	154	148	140	126	101	70		
		3.7	5	16		192	184	176	170	160	144	115	80		
		4.5	6	20		240	230	220	212	200	180	144	100		
		5.5	7.5	25		300	288	275	265	250	225	180	125		

ITEM CODE	ITEM CODE	LPW540RH			Outlet Size :-50mm (Radial Flow-High Head)								50Hz		
SINGLE PHASE	THREE PHASE	MOTOR RATING			Discharge(LPM)								Price		
50MM	50MM	Kw	HP	Stage	Head(M)	0	52	69	82	97	117	137	157	SP	TP
		2.2	3	8		100	93	89.6	86	80	68	54	36		
		3.0	4	10		125	116	112	108	100	85	68	45		
		3.7	5	12		150	139	134	130	120	102	82	54		
		4.5	6	15		188	174	168	162	150	128	108	68		
		5.5	7.5	20		250	232	224	216	200	170	136	90		
		7.5	10	25		313	290	280	272	250	213	170	113		

ITEM CODE	ITEM CODE	LPW550RH			Outlet Size :-50mm (Radial Flow-High Head)								50Hz		
SINGLE PHASE	THREE PHASE	MOTOR RATING			Discharge(LPM)								Price		
50MM	50MM	Kw	HP	Stage	Head(M)	0	52	72	97	127	147	162	177	SP	TP
		2.2	3	6		78	72	69	66	60	53	43	30		
		3.0	4	8		104	96	92	88	80	70	58	40		
		3.7	5	10		130	120	116	110	100	88	72	50		
		4.5	6	12		156	144	139	132	120	106	86	60		
		5.5	7.5	15		195	180	174	165	150	132	108	75		
		7.5	10	20		260	240	232	220	200	176	144	100		
		9.5	12.5	25		325	300	290	275	250	220	180	125		

**V5 SINGLE & THREE PHASE 125MM WATER FILLED SUBMERSIBLE PUMPSET
(RADIAL FLOW TYPE) RHA SERIES 50 FEET SUITABLE FOR MIN. 125MM BOREWELL OR ABOVE; MAX OD 120MM**

APPROXIMATE PERFORMANCE CHART AT 2880 RPM, 200-240 VOLTS, 1-PHASE (UPTO 7.5HP)/415 VOLTS, 3-PHASE, 50 Hz, A.C. SUPPLY

ITEM CODE	ITEM CODE	LPW560RH			Outlet Size :-50mm (Radial Flow-High Head)								50Hz		
SINGLE PHASE	THREE PHASE	MOTOR RATING			Discharge(LPM)								Price		
50MM	50MM	Kw	HP	Stage	Head(M)	0	87	137	157	177	197	217	237	SP	TP
		2.2	3	5		67	63	59	56	50	40	27	9		
		3.0	4	7		93	88	83	78	70	56	38	13		
		3.7	5	8		106	101	94	90	80	64	43	14		
		4.5	6	10		133	126	118	112	100	80	54	18		
		5.5	7.5	12		160	151	142	134	120	96	65	22		
		7.5	10	16		213	202	189	179	160	128	86	29		
		9.5	12.5	18		239	227	212	202	180	144	97	32		
		11	15	22		293	277	260	246	220	176	119	40		
		11	15	25		333	315	295	280	250	200	135	45		

ITEM CODE	ITEM CODE	LPW580RH			Outlet Size :-50mm (Radial Flow-High Head)								50Hz		
SINGLE PHASE	THREE PHASE	MOTOR RATING			Discharge(LPM)								Price		
50MM	50MM	Kw	HP	Stage	Head(M)	0	137	167	197	227	257	277	297	SP	TP
		2.2	3	4		54	50	48	45	40	32	25	16		
		3.0	4	5		68	62	60	56	50	40	32	20		
		3.7	5	6		81	74	72	67	60	48	38	24		
		4.5	6	8		108	99	96	90	80	64	50	32		
		5.5	7.5	10		135	124	120	112	100	80	63	40		
		7.5	10	12		162	149	144	134	120	96	76	48		
		9.5	12.5	15		203	186	180	168	150	120	95	60		
		11	15	18		243	223	216	202	180	144	113	72		

ITEM CODE	ITEM CODE	LPW5100RH			Outlet Size :-50mm (Radial Flow-High Head)								50Hz		
SINGLE PHASE	THREE PHASE	MOTOR RATING			Discharge(LPM)								Price		
50MM	50MM	Kw	HP	Stage	Head(M)	0	157	207	247	277	297	317	347	SP	TP
		2.2	3	3		43	40	37	34	30	26	22	11		
		3.0	4	4		57	53	50	45	40	35	29	14		
		3.7	5	5		71	66	62	56	50	44	36	18		
		4.5	6	6		85	79	74	67	60	53	43	22		
		5.5	7.5	8		114	106	99	90	80	70	58	29		
		7.5	10	10		142	132	124	112	100	88	72	36		
		9.5	12.5	12		170	158	149	134	120	106	86	43		
		11	15	15		213	198	186	168	150	132	108	54		

ITEM CODE	ITEM CODE	LPW5125RH			Outlet Size :-50mm (Radial Flow-High Head)								50Hz		
SINGLE PHASE	THREE PHASE	MOTOR RATING			Discharge(LPM)								Price		
50MM	50MM	Kw	HP	Stage	Head(M)	0	167	247	297	357	417	477	527	SP	TP
		2.2	3	2		25	24	23	22	20	15	9	4		
		3.0	4	3		38	36	34	34	30	23	14	6		
		3.7	5	4		50	48	46	45	40	30	18	8		
		4.5	6	5		63	30	58	56	50	38	23	10		
		5.5	7.5	6		75	71	69	67	60	45	28	12		
		7.5	10	8		100	95	92	90	80	60	37	16		
		9.3	12.5	10		125	119	116	112	100	75	46	20		
		11	15	12		150	143	139	134	120	90	55	24		

V6 SINGLE/THREE PHASE 150MM WATER FILLED SUBMERSIBLE PUMPSETS (RADIAL/MIXED FLOW TYPE) SUITABLE FOR 150MM BORE WELL OR ABOVE

DESCRIPTION

We manufactured Submersible Pumpsets as per IS: 8034 Standard which can be used in the field of advanced technology.

All parts are manufactured and fitted precisely using CNC machine that imparts excellent mechanical strength and reliability. The electrical design of Latteys Motors has been done with polyester Coated winding to improve efficiency and reduce electrical consumption.

6" WATER FILLED SUBMERSIBLE PUMPSET

Salient Features

- Induction motors are easily re-windable using multi layer PVC insulated wire for better reliability.
- Motor filled with water gives better cooling to winding as well as bush.
- Self-aligned carbon Stainless steel thrust bearing which withstands high axial thrust load in water lubrication.
- Electrically designed to lower power consumption and operating cost.
- Non-magnetic, corrosion-resistant high-grade stainless steel stator body.
- Water-filled motor is available in capacitor start and run design.
- Gun Metal bush is made with additional centrifugal molding process and 2% Nickel is added.
- Superior designed cast iron/SS impellers and diffusers give higher hydraulic performance and greater efficiency and provide higher resistance against wear and tear from sand and other impurities.
- Dynamically balanced rotating parts to ensure minimum noise and vibration.
- Hydraulic parts are made with Investment Casting or Die-base molding process, which gives higher performance and higher efficiency.
- Individually and accurately balanced impeller gives better performance for lower power consumption.
- The pump shaft is made of stainless steel hardened and ground to close tolerance.
- Fitted with NRV & Flap to absorb thrust generated during switch off operation.

Application

Sprinkler & drip irrigation | Civil & Industries | Fire fighting system | Agriculture | Gardening | Hospitality

MATERIAL OF CONSTRUCTION

Motor Body	: Stainless Steel
Stator	: Vacuum Impregnated and epoxy coated for corrosion resistance. Thick end laminations are provided to protect motor windings.
Rotor	: Coated with polyurethane paint for corrosion resistance and dynamically balanced for vibration free smooth operations.
Windings	: PVC/ Polyester insulated.
Bearings	: Heavy duty angular contact bearing with high load bearing capacity.
Thrust Bearings	: Special Self-aligning and water lubricated to with stand high axial thrust load.
Breather diaphragm	: Adequately sized to accommodate expansion of water inside the motor and prevent loss cooling water .
Impeller	: High quality abrasion resistant dynamically balanced.
Bowl	: High Grade Stainless Steel/Cast Iron.
Shaft	: Stainless Steel of adequate diameter to ensure rigidity and ground to close tolerances.
Casing	: High graded Cast Iron.
Cable Sealing	: Designed so that no Borewell water with sand can enter the motor.

Watering India to Flow



V6 SINGLE & THREE PHASE 150MM WATER FILLED SUBMERSIBLE PUMPSET (RADIAL FLOW TYPE) SUITABLE FOR MIN. 150MM BOREWELL OR ABOVE; MAX OD 142MM

APPROXIMATE PERFORMANCE CHART AT 2880 RPM, 200~230 VOLTS, 1-PHASE (UPTO 7.5HP)/ 380~415 VOLTS, 3-PHASE, 50 Hz, A.C. SUPPLY

ITEM CODE SINGLE PHASE 50MM	ITEM CODE THREE PHASE 50MM	LPW630R MOTOR RATING			Head(M)	Outlet Size :-50mm (Radial Flow) Discharge(LPM)							50Hz Price	
		Kw	HP	Stage		0	60	70	90	110	130	150	SP	TP
						107	91	87	78	70	62	53		
	FGV6-0182	2.2	3	10		131	111	103	94	84	75	64		
	FGV6-0308	3	4	12		175	148	138	125	113	100	85		
		3.7	5	16		219	185	173	157	141	125	107		
	L/FGV6-010	4.5	6	20		274	232	217	197	177	157	134		
	FGV6-0178	5.5	7.5	25		329	278	260	236	212	188	161		
	FGV6-0177	7.5	10	30										

ITEM CODE SINGLE PHASE 50MM	ITEM CODE THREE PHASE 50MM	LPW640R MOTOR RATING			Head(M)	Outlet Size :-50mm (Radial Flow) Discharge(LPM)							50Hz Price		
		Kw	HP	Stage		0	77	87	97	122	137	152	190	SP	TP
						95	79	77	74	70	66	63	55		
	FGV6-0166	2.2	3	8		119	99	96	93	87	83	79	69		
		3	4	10		143	119	115	112	104	100	95	83		
FGV6-0174	FGV6-0175	3.7	5	12		167	139	134	130	122	116	111	97		
	FGV6-0172	3.7	5	14		179	149	144	140	131	125	119	104		
	FGV6-0170	4.5	6	15		239	198	192	186	174	166	158	139		
	FGV6-0167	5.5	7.5	20		299	248	240	233	218	208	198	174		
		7.5	10	25		359	297	288	279	261	249	237	209		
		9.3	12.5	30		419	347	336	326	305	291	277	244		
	FGV6-0307	11.0	15.0	35											

ITEM CODE SINGLE PHASE 50MM	ITEM CODE THREE PHASE 50MM	LPW650R MOTOR RATING			Head(M)	Outlet Size :-50mm (Radial Flow) Discharge(LPM)							50Hz Price		
		Kw	HP	Stage		0	92	117	137	157	182	217	240	SP	TP
						71	60	57	54	51	48	42	40		
FGV6-0147	FGV6-0148	2.2	3.0	6		95	81	76	73	69	64	57	53		
		3	4.0	8		119	101	95	91	86	80	71	67		
FGV6-0164	FGV6-0165	3.7	5.0	10		143	121	114	109	103	96	85	81		
	FGV6-0162	4.5	6.0	12		191	162	153	146	138	129	114	108		
	FGV6-0158	5.5	7.5	16		215	183	172	165	156	145	129	121		
	FGV6-0157	7.5	10.0	18		239	203	191	183	173	161	143	135		
FGV6-0155	FGV6-0156	7.5	10.0	20		299	254	239	229	217	202	179	169		
		9.3	12.5	25		359	305	287	275	260	242	215	203		
	FGV6-0139	11	15.0	30		383	329	311	299	294	276	249	237		
	FGV6-0151	13	17.5	32		419	356	335	321	304	283	251	237		
		13	17.5	35											

Watering India to Flow



V6 SINGLE & THREE PHASE 150MM WATER FILLED SUBMERSIBLE PUMPSET (RADIAL FLOW TYPE) SUITABLE FOR MIN. 150MM BOREWELL OR ABOVE; MAX OD 142MM

APPROXIMATE PERFORMANCE CHART AT 2880 RPM, 200~230 VOLTS, 1-PHASE (UPTO 7.5HP)/ 380~415 VOLTS, 3-PHASE, 50 Hz, A.C. SUPPLY

ITEM CODE SINGLE PHASE 50MM	ITEM CODE THREE PHASE 50MM	LPW660R MOTOR RATING			Head(M)	Outlet Size :-50mm (Radial Flow) Discharge(LPM)								50Hz Price	
		Kw	HP	Stage		0	100	140	170	200	230	260	295	SP	TP
	FGV6-0128	2.2	3	5		59	53	50	46	43	37	32	27		
	FGV6-0309	3	4	6		71	64	60	55	51	44	38	32		
FGV6-0115	FGV6-0127	3.7	5	8		95	85	80	74	70	59	51	43		
	FGV6-0138	4.5	6	10		119	107	100	93	87	74	64	54		
	FGV6-0136	5.5	7.5	12		143	129	120	112	104	89	77	65		
	L/FGV6-020	7.5	10	15		179	161	151	140	131	112	97	82		
	FGV6-0133	7.5	10	16		191	172	161	149	138	120	103	87		
	FGV6-0132	9.3	12.5	20		239	215	201	188	173	149	129	109		
	FGV6-0130	11	15	25		299	269	252	235	217	188	162	137		
	FGV6-0014	13	17.5	28		335	301	282	262	243	209	181	153		
		15	20.0	32		383	345	322	300	278	239	207	175		

ITEM CODE SINGLE PHASE 50MM	ITEM CODE THREE PHASE 50MM	LPW680R MOTOR RATING			Head(M)	Outlet Size :-50mm (Radial Flow) Discharge(LPM)								50Hz Price	
		Kw	HP	Stage		0	230	260	280	290	310	325	350	SP	TP
		3.0	4.0	5.0		60	48	46	45	44	42	41	37		
	FGV6-0097	3.7	5.0	6.0		72	58	55	54	52	50	49	46		
	FGV6-0096	4.0	6.0	8.0		96	77	74	72	70	67	66	61		
	FGV6-0106	5.5	7.5	10.0		120	96	92	90	87	84	82	76		
	FGV6-0104	7.5	10.0	12.0		144	115	110	108	104	101	98	91		
	FGV6-0103	7.5	10.0	13.0		156	127	122	120	116	113	110	103		
	FGV6-0102	9.3	12.5	15.0		180	151	146	144	140	137	134	127		
		11.0	15.0	16.0		192	163	158	154	144	141	138	130		
		13.0	17.5	20.0		240	192	184	180	174	168	164	152		
	FGV6-0099	15.0	20.0	25.0		300	240	230	225	218	210	212	197		

ITEM CODE SINGLE PHASE 50MM	ITEM CODE THREE PHASE 50MM	LPW6100R MOTOR RATING			Head(M)	Outlet Size :-50mm (Radial Flow) Discharge(LPM)								50Hz Price	
		Kw	HP	Stage		0	260	280	310	325	365	385	410	SP	TP
L/FGV6-019		3.7	5.0	5.0		62	52	49	47	44	39	37	32		
	FGV6-0277	4.5	6.0	6.0		74	62	59	57	52	47	44	38		
FGV6-0313		5.5	7.5	8.0		99	83	79	75	70	63	59	51		
	FGV6-0283	7.5	10.0	10.0		124	104	99	94	87	79	74	65		
	FGV6-0282	9.3	12.5	11.0		136	115	109	104	96	87	82	71		
	FGV6-0281	9.3	12.5	12.0		149	125	119	113	104	95	89	79		
		9.3	12.5	13.0		162	136	129	123	113	103	97	84		
		11.0	15.0	14.0		174	146	139	132	122	111	104	90		
	FGV6-0279	11.0	15.0	15.0		187	157	149	142	131	119	112	97		
	FGV6-0002	13.0	17.5	16.0		199	167	159	151	139	127	119	103		
		13.0	17.5	18.0		224	188	179	170	157	143	135	116		
		15.0	20.0	20.0		249	209	199	189	174	159	149	129		
	L/FGV6-008	18.5	25.0	25.0		312	262	249	237	218	199	187	162		
		22.5	30.0	30.0		374	324	311	299	270	252	241	226		

**V6 SINGLE & THREE PHASE 150MM WATER FILLED SUBMERSIBLE PUMPSET
(RADIAL FLOW TYPE) RHA SERIES 50 FEET
SUITABLE FOR MIN. 150MM BOREWELL OR ABOVE; MAX OD 142MM**

APPROXIMATE PERFORMANCE CHART AT 2880 RPM, 200~230 VOLTS, 1-PHASE (UPTO 7.5HP)/ 380~415 VOLTS, 3-PHASE, 50 Hz, A.C. SUPPLY

ITEM CODE SINGLE PHASE	ITEM CODE THREE PHASE	LPW650RH			Outlet Size :-50mm (Radial Flow)								50Hz	
		MOTOR RATING			Discharge(LPM)								Price	
		Kw	HP	Stage	0	50	75	96	120	145	165	178	195	SP
		2.2	3.0	6										
		3.0	4.0	8										
FGV6-0144	FGV6-0145	3.7	5.0	10	94	90	84	78	65	60	48	36	24	
	FGV6-0142	4.5	6.0	12	125	120	112	104	88	80	64	48	32	
	FGV6-0113	5.5	7.5	15	156	150	140	130	110	100	80	60	40	
	FGV6-0140	7.5	10.0	20	187	180	168	156	132	120	96	72	48	
		9.3	12.5	24	235	225	210	195	165	150	120	90	60	
		9.3	12.5	25	312	300	280	260	220	200	160	120	80	
		11	15	30	374	360	336	312	264	240	192	140	96	
	FGV6-0139	13	17.5	35	390	375	351	327	279	255	207	155	111	
		15	20	40	495	465	435	428	380	355	285	225	150	
					540	510	480	473	425	400	330	270	195	
					590	560	530	523	475	450	380	320	245	

ITEM CODE SINGLE PHASE	ITEM CODE THREE PHASE	LPW660RH			Outlet Size :-50mm (Radial Flow)								50Hz	
		MOTOR RATING			Discharge(LPM)								Price	
		Kw	HP	Stage	0	65	85	105	120	150	180	210	230	SP
		2.2	3.0	5	79	77	75	69	66	58	51	41	35	
	FGV6-0118	3.0	4.0	7	111	108	105	97	92	81	71	57	49	
FGV6-0116	FGV6-0117	3.7	5.0	8	126	123	120	110	106	93	82	66	56	
	FGV6-0123	4.5	6.0	10	158	154	150	138	132	116	102	82	70	
	FGV6-0122	5.5	7.5	12	190	185	180	166	158	139	122	98	84	
	FGV6-0120	7.5	10.0	16	253	246	240	221	211	186	163	131	112	
		9.3	12.5	19	300	293	285	262	251	220	194	156	133	
		11.0	15.0	24	379	370	360	331	317	278	245	197	168	
		13.0	17.5	26	411	400	390	359	343	302	265	213	182	
	FGV6-0030	15.0	20.0	30	442	431	420	386	370	325	286	230	196	
		15.0	20.0	32	474	462	450	414	396	348	306	246	210	
	FGV6-0119				506	493	480	442	422	371	326	262	224	

ITEM CODE SINGLE PHASE	ITEM CODE THREE PHASE	LPW680RH			Outlet Size :-50mm (Radial Flow)								50Hz	
		MOTOR RATING			Discharge(LPM)								Price	
		Kw	HP	Stage	0	100	125	145	185	200	240	260	300	SP
		2.2	3.0	4	66	62	58	57	51	47	38	30	20	
		3.0	4.0	5	83	78	73	71	64	59	48	38	25	
	FGV6-0089	3.7	5.0	6	99	93	87	86	77	71	57	45	30	
	FGV6-0088	4.5	6.0	8	132	124	116	114	102	94	76	60	40	
	FGV6-0095	5.5	7.5	10	165	155	145	143	128	118	95	75	50	
	FGV6-0094	7.5	10.0	12	198	186	174	171	153	141	114	90	60	
	FGV6-0093	9.3	12.5	15	248	233	218	214	191	176	143	113	75	
	FGV6-0091	11.0	15.0	18	297	279	261	257	230	212	171	135	90	
	FGV6-0015	11.0	15.0	20	320	305	285	260	235	205	165	140	125	
		13.0	17.5	21	347	326	305	299	268	247	200	158	105	
		15.0	20.0	24	396	372	348	342	306	282	228	180	120	
		16.8	22.5	26	429	403	377	371	332	306	247	195	130	
		18.5	25.0	28	462	434	406	399	357	329	266	210	140	
	FGV6-0028	18.5	25.0	30	495	465	435	428	383	353	285	225	150	

ITEM CODE SINGLE PHASE	ITEM CODE THREE PHASE	LPW6100RH			Outlet Size :-50mm (Radial Flow)								50Hz	
		MOTOR RATING			Discharge(LPM)								Price	
		Kw	HP	Stage	0	125	165	200	250	280	320	370	400	SP
		2.2	3.0	3	50	47	43	41	37	34	28	21	16	
	FGV6-0267	3.0	4.0	4	67	63	57	55	49	45	37	28	21	
	FGV6-0265	4.5	6.0	6	100	94	86	82	74	68	56	42	32	
	FGV6-0264	5.5	7.5	8	133	125	115	109	99	91	75	56	43	
	FGV6-0273	7.5	10.0	10	167	157	143	137	123	113	93	70	53	
	FGV6-0271	9.3	12.5	12	200	188	172	164	148	136	112	84	64	
	FGV6-0270	11.0	15.0	15	250	235	215	205	185	170	140	105	80	
	FGV6-0269	13.0	17.5	18	300	282	258	246	222	204	168	126	96	
	FGV6-0268	15.0	20.0	20	333	313	287	273	247	227	187	140	107	
		16.8	22.5	22	367	345	315	301	271	249	205	154	117	
	L/FGV6-012	18.5	25.0	24	400	376	344	328	296	272	224	168	128	
		20.5	27.5	26	433	407	373	355	321	295	243	182	139	
		20.5	27.5	28	467	439	401	383	345	317	261	196	149	

**V6 SINGLE & THREE PHASE 150MM WATER FILLED SUBMERSIBLE PUMPSET
(RADIAL FLOW TYPE) RHA SERIES 50 FEET
SUITABLE FOR MIN. 150MM BOREWELL OR ABOVE; MAX OD 142MM**

APPROXIMATE PERFORMANCE CHART AT 2880 RPM, 200~230 VOLTS, 1-PHASE (UPTO 7.5HP)/ 380~415 VOLTS, 3-PHASE, 50 Hz, A.C. SUPPLY

ITEM CODE	ITEM CODE	LPW6125RH			Outlet Size :-50mm (Radial Flow)										50Hz	
SINGLE PHASE	THREE PHASE	MOTOR RATING			Discharge(LPM)										Price	
50MM	50MM	Kw	HP	Stage	Head(M)	0	200	240	290	340	370	410	425	460	SP	TP
		3	4	3		48	46	43	39	35	31	25	21	19		
		3.7	5	4		64	61	57	52	47	41	33	28	25		
	FGV6-0239	3.7	5	5		80	77	72	65	58	52	42	35	32		
	FGV6-0036	4.5	6	5		82	79	74	67	60	54	44	37	34		
		5.5	7.5	6		96	92	86	78	70	62	50	42	38		
	FGV6-0237	7.5	10	8		128	123	115	104	93	83	67	56	51		
	FGV6-0244	9.3	12.5	10		160	153	143	130	117	103	83	70	63		
	FGV6-0243	11	15	12		192	184	172	156	140	124	100	84	76		
	FGV6-0242	13	17.5	14		224	215	201	182	163	145	117	98	89		
	FGV6-0018	13	17.5	15		240	230	215	195	175	155	125	105	95		
		15	20	15		242	232	217	197	177	157	127	107	97		
	FGV6-0241	15	20	16		256	245	229	208	187	165	133	112	101		
		16.8	22.5	18		288	276	258	234	210	186	150	126	114		
		18.5	25	20		320	307	287	260	233	207	167	140	127		
		20.5	27.5	22		352	337	315	286	257	227	183	154	139		
	FGV6-0037	22.5	30	24		384	368	344	312	280	248	200	168	152		

ITEM CODE	ITEM CODE	LPW6150RH			Outlet Size :-50mm (Radial Flow)										50Hz	
SINGLE PHASE	THREE PHASE	MOTOR RATING			Discharge(LPM)										Price	
50MM	50MM	Kw	HP	Stage	Head(M)	0	240	305	335	400	450	485	505	585	SP	TP
		2.2	3.0	2		35	29	27	25	23	21	19	17	12		
		3.7	5.0	3		52	44	41	39	35	31	28	26	18		
	FGV6-0219	4.5	6.0	4		70	59	55	52	47	42	38	35	24		
	FGV6-0218	5.5	7.5	5		88	74	69	65	59	53	48	44	30		
	FGV6-0217	7.5	10.0	6		104	92	87	83	76	70	65	61	36		
		7.5	10.0	7		124	104	97	91	83	75	68	62	42		
	FGV6-0216	9.3	12.5	8		141	119	111	105	95	85	77	71	48		
	FGV6-0220	11.0	15.0	10		177	149	139	131	119	107	97	89	60		
		13.0	17.5	12		213	179	167	157	143	129	117	107	72		
	FGV6-0001	13.0	17.5	13		230	196	184	174	160	146	138	128	78		
		15.0	20.0	14		248	209	195	184	167	150	136	125	84		
		18.5	25.0	16		284	239	223	210	191	172	156	143	96		
		20.5	27.5	18		319	279	251	238	216	194	176	162	122		

ITEM CODE	ITEM CODE	LPW6200RH			Outlet Size :-50mm (Radial Flow)										50Hz	
SINGLE PHASE	THREE PHASE	MOTOR RATING			Discharge(LPM)										Price	
50MM	50MM	Kw	HP	Stage	Head(M)	0	265	335	430	495	555	610	680	770	SP	TP
		3.0	4.0	2		36	30	28	25	23	21	18	13	11		
	L/FGV6-043	4.5	6.0	3		55	46	43	39	35	31	28	20	17		
	FGV6-0198	5.5	7.5	4		73	61	57	52	47	42	37	27	22		
	FGV6-0197	7.5	10.0	5		92	77	72	65	59	53	47	34	28		
	FGV6-0196	9.3	12.5	6		110	92	87	78	71	64	56	41	33		
		11.0	15.0	8		147	123	116	105	95	85	75	55	44		
		13.0	17.5	9		166	139	130	118	107	96	85	62	50		
		15.0	20.0	10		184	154	145	131	119	107	94	69	55		
		18.5	25.0	12		221	185	174	157	143	129	113	83	66		
		20.5	27.5	14		258	216	203	184	167	150	132	97	77		
		22.5	30.0	15		277	232	218	197	179	161	142	104	88		

V6 SINGLE & THREE PHASE 150MM WATER FILLED SUBMERSIBLE PUMPSET (MIXED FLOW TYPE) SUITABLE FOR MIN. 150MM BOREWELL OR ABOVE; MAX OD 142MM

APPROXIMATE PERFORMANCE CHART AT 2880 RPM, 200~230 VOLTS, 1-PHASE (UPTO 7.5HP)/ 380~415 VOLTS, 3-PHASE, 50 Hz, A.C. SUPPLY

ITEM CODE	ITEM CODE	LPW80M			Outlet Size :-65mm (Mixed Flow)/On Request 75mm								50Hz		
SINGLE PHASE	THREE PHASE	MOTOR RATING			Head(M)	Discharge(LPM)								Price	
75MM	75MM	Kw	HP	Stage		0	200	320	380	420	450	480	520	SP	TP
FGV6-0107	FGV6-0109 (50mm)	2.2	3.0	4		39	34	32	30	28	27	26	24		
FGV6-0017	L/FGV6-045	3.7	5.0	6		59	52	48	46	43	42	39	36		
FGV6-0029 (65mm)	L/FGV6-024	5.5	7.5	10		99	87	81	77	72	70	66	60		
		7.5	10.0	12	119	105	97	93	87	84	80	72			

ITEM CODE	ITEM CODE	ITEM CODE	LPW100M			Outlet Size :-65mm (Mixed Flow)/ On Request 75mm								50Hz				
SINGLE PHASE	THREE PHASE	TURBO	MOTOR RATING			Head(M)	Discharge(LPM)								SP	TP	Turbo	
65MM	65MM	65MM	Kw	HP	Stage		0	250	375	435	480	515	555	600				
FGV6-0298	FGV6-0299		2.2	3.0	3		29	25	24	22	21	20	19	17				
FGV6-0297	FGV6-0296	FGV6-0295 (75mm)	2.2	3.0	4		39	34	32	30	28	27	26	24				
	FGV6-0294 (75mm)		3.0	4.0	4		39	34	32	30	28	27	26	24				
FGV6-0315	FGV6-0293 (75mm)		3.7	5.0	5	49	43	40	38	36	35	33	30					
	FGV6-0290 (75mm)		4.5	6.0	6	59	52	48	46	43	42	39	36					
	FGV6-0289 (75mm)		5.5	7.5	7	69	61	56	54	50	49	46	42					
	FGV6-0288		5.5	7.5	8	79	69	65	61	57	56	53	48					
	FGV6-0304		7.5	10.0	10	99	87	81	77	72	70	66	60					
	FGV6-0303(75mm)		9.3	12.5	12	119	105	97	93	87	84	80	72					
	FGV6-0302		11.0	15.0	15	149	131	122	116	109	106	100	94					
	FGV6-0301 (75mm)		13.0	17.5	16	159	140	130	124	116	113	106	100					
	FGV6-0006 (75mm)		15.0	20.0	18	179	157	147	139	130	127	120	110					
	FGV6-0009 (75mm)		15.0	20.0	20	199	175	163	155	145	141	133	124					
	FGV6-0300		18.5	25.0	25	249	219	204	194	182	176	167	158					

ITEM CODE	ITEM CODE	ITEM CODE	LPW120M			Outlet Size :-65mm (Mixed Flow)/ On Request 75mm								50Hz				
SINGLE PHASE	THREE PHASE	TURBO	MOTOR RATING			Head(M)	Discharge(LPM)								SP	TP	Turbo	
65MM	65MM	65MM	Kw	HP	Stage		0	340	450	490	530	590	630	710				
			3.0	4.0	3		32	29	27	26	24	23	22	20				
FGV6-0255 (75mm)	FGV6-0256 (75mm)	FGV6-0254	3.7	5.0	4		42	38	35	34	32	30	29	26				
	FGV6-0253 (75mm)		4.5	6.0	5		52	47	44	42	40	38	36	33				
	FGV6-0252 (75mm)		5.5	7.5	6	62	56	53	50	48	45	43	39					
FGV6-0038	FGV6-0249 (75mm)		7.5	10.0	8	83	75	70	67	63	59	57	51					
			9.3	12.5	9	94	86	81	78	74	70	68	62					
	FGV6-0262		9.3	12.5	10	103	93	87	83	79	74	71	64					
			11.0	15.0	11	113	103	97	94	90	85	81	74					
	FGV6-0261 (75mm)		11.0	15.0	12	123	111	104	99	95	89	85	77					
	FGV6-0260 (75mm)		13.0	17.5	14	144	130	121	116	110	103	99	89					
	FGV6-0259		15.0	20.0	16	164	148	139	132	126	118	113	102					
			17.0	22.5	18	185	167	156	149	141	132	127	114					
	FGV6-0258		18.5	25.0	20	205	185	173	165	157	147	141	127					

ITEM CODE	ITEM CODE	LPW150M			Outlet Size :-65mm (Mixed Flow)/ On Request 75mm								50Hz		
SINGLE PHASE	THREE PHASE	MOTOR RATING			Head(M)	Discharge(LPM)								SP	TP
65MM	65MM	Kw	HP	Stage		0	420	540	610	660	685	720	810		
	FGV6-0232	3.7	5.0	3		34	29	27	25	23	22	20	18		
	FGV6-0229	4.5	6.0	4		45	38	36	33	31	30	27	24		
		5.5	7.5	4		45	38	36	34	32	31	27	24		
	FGV6-0226 (75mm)	5.5	7.5	5	56	48	45	41	39	37	34	31			
	FGV6-0225 (75mm)	7.5	10.0	6	67	60	57	53	50	47	43	36			
		9.3	12.5	7	78	68	63	58	56	53	49	43			
	FGV6-0223	9.3	12.5	8	89	77	72	67	63	60	55	51			
	L/FGV6-009 (75mm)	11.0	15.0	9	100	88	82	77	70	66	61	56			
	FGV6-0236	11.0	15.0	10	111	96	90	83	79	75	69	64			
	FGV6-0235 (75mm)	13.0	17.5	11	122	106	100	93	86	82	74	68			
	FGV6-0008 (75mm)	15.0	20.0	12	133	115	108	99	95	90	83	77			
	FGV6-0234	18.5	25.0	14	155	135	127	117	111	106	97	90			
		20.5	27.5	16	178	154	144	133	127	120	111	103			
		22.0	30.0	18	200	186	176	165	155	140	132	121			
		20.0	30.0	20	222	192	180	166	158	150	138	126			

V6 SINGLE & THREE PHASE 150MM WATER FILLED SUBMERSIBLE PUMPSET (MIXED FLOW TYPE) SUITABLE FOR MIN. 150MM BOREWELL OR ABOVE; MAX OD 142MM

APPROXIMATE PERFORMANCE CHART AT 2880 RPM, 200~230 VOLTS, 1-PHASE (UPTO 7.5HP)/ 380~415 VOLTS, 3-PHASE, 50 Hz, A.C. SUPPLY

ITEM CODE	ITEM CODE	ITEM CODE	LPW200M			Outlet Size :-75mm (Mixed Flow)/ On Request 100mm								50Hz			
SINGLE PHASE	THREE PHASE	TURBO	MOTOR RATING			Discharge(LPM)								Price			
75MM	75MM	75MM	Kw	HP	Stage	Head(M)	0	500	650	700	840	920	1020	1160	SP	TP	TURBO
	FGV6-0211		3.7	5.0	2		23	20	19	18	17	16	14	10			
	FGV6-0210		4.5	6.0	3		35	30	27	26	25	24	21	15			
	FGV6-0207	FGV6-0206	5.5	7.5	4		47	40	37	35	33	32	27	21			
	FGV6-0205		7.5	10.0	5		59	50	46	44	41	40	34	26			
	FGV6-0204		9.3	12.5	6		71	60	56	53	50	48	41	32			
	FGV6-0203		11.0	15.0	7		81	73	68	63	56	51	45	39			
	FGV6-0202		11.0	15.0	8		95	80	74	70	66	64	54	42			
	FGV6-0201		13.0	17.5	9		107	90	83	79	74	72	61	47			
	FGV6-0212		15.0	20.0	10		119	100	93	88	83	80	68	53			
	FGV6-0011		18.5	25.0	12		139	124	116	105	95	86	77	65			
			20.5	27.5	14		167	137	130	123	116	105	91	70			
			22.0	30.0	15		179	155	140	130	115	105	95	80			

ITEM CODE	ITEM CODE	LPW250M			Outlet Size :-75mm (Mixed Flow)/ On Request 100mm								50Hz			
SINGLE PHASE	THREE PHASE	MOTOR RATING			Discharge(LPM)								Price			
75MM	75MM	Kw	HP	Stage	Head(M)	0	690	800	870	920	1050	1100	1280	SP	TP	
		4.5	6.0	2		24	19	18	17	16	15	14	14	10		
	FGV6-0195 (65mm)	5.5	7.5	3		37	28	27	26	25	24	21	15			
	FGV6-0194	7.5	10.0	4		50	37	36	35	33	32	28	20			
	FGV6-0193 (65mm)	9.3	12.5	5		63	47	45	43	42	40	35	25			
	FGV6-0190	11.0	15.0	6		76	56	54	52	50	48	42	30			
	FGV6-0189	13.0	17.5	7		89	65	63	61	58	56	49	35			
	FGV6-0188 (65mm)	15.0	20.0	8		102	75	72	69	67	64	56	40			
		17.0	22.5	9		116	87	80	77	69	66	59	50			
		18.5	25.0	10		130	98	90	86	77	73	65	55			
		22.0	30.0	12		156	116	107	102	92	87	77	67			

ITEM CODE	ITEM CODE	LPW300M			Outlet Size :-75mm (Mixed Flow)/ On Request 100mm								50Hz			
SINGLE PHASE	THREE PHASE	MOTOR RATING			Discharge(LPM)								Price			
75MM	75MM	Kw	HP	Stage	Head(M)	0	700	850	1000	1260	1330	1400	1500	SP	TP	
		4.5	6.0	2		22	18	17	16	15	14	13	11			
	FGV6-0186	7.5	10.0	3		32	27	26	25	23	22	19	17			
	L/FGV6-018	9.3	12.5	4		42	36	35	34	30	29	26	22			
	FGV6-0184	11.0	15.0	5		52	45	44	42	38	36	32	28			
	L/FGV6-006	13.0	17.5	6		62	54	53	50	46	43	38	33			
	FGV6-0012	15.0	20.0	7		72	63	62	59	53	50	45	39			
	FGV6-0183	18.5	25.0	8		82	72	70	67	61	58	51	44			
		22.0	30.0	10		102	90	88	84	76	72	64	55			

ITEM CODE	LPW200MTURBO			Outlet Size :-75mm (Mixed Flow)/ On Request 100mm								50Hz	
THREE PHASE	MOTOR RATING			Discharge(LPM)								Price	
75MM	Kw	HP	Stage	Head (M)	0	650	700	850	950	980	1200	1380	TP PRICE
FGV6-0206	5.5	7.5	4		48	41	38	34	31	30	23	15	
	7.5	10.0	5		60	51	48	43	39	38	29	19	

V6 SINGLE & THREE PHASE 150MM WATER FILLED SUBMERSIBLE PUMPSET (MIXED FLOW TYPE) SUITABLE FOR MIN. 150MM BOREWELL OR ABOVE; MAX OD 142MM

APPROXIMATE PERFORMANCE CHART AT 2880 RPM, 200~230 VOLTS, 1-PHASE (UPTO 7.5HP)/ 380~415 VOLTS, 3-PHASE, 50 Hz, A.C. SUPPLY

ITEM CODE	LPW250MTURBO			Outlet Size :-100mm (Mixed Flow)										50Hz	
THREE PHASE	MOTOR RATING			Head (M)	Discharge(LPM)										Price
75MM	Kw	HP	Stage		0	600	730	820	1050	1180	1350	1450	1580	TP PRICE	
	5.5	7.5	3		39	32	31	28	25	23	21	19	14		
	7.5	10.0	4		52	43	42	38	33	31	28	25	19		
FGV6-0035	9.3	12.5	5		65	54	52	47	42	39	35	31	24		
	11.0	15.0	6	78	65	62	56	50	47	42	37	29			

ITEM CODE	LPW300MTURBO			Outlet Size :-100mm (Mixed Flow)										50Hz	
THREE PHASE	MOTOR RATING			Head (M)	Discharge(LPM)										Price
100MM	Kw	HP	Stage		0	500	700	900	1250	1300	1350	1450	1550	1700	TP PRICE
	9.3	12.5	4		58	45	40	38	32	28	24	20	18	16	
	11.0	15.0	5	73	56	50	48	40	35	30	25	23	20		

V6 SINGLE & THREE PHASE 150MM WATER FILLED SUBMERSIBLE PUMPSET (MIXED FLOW-HIGH HEAD) SUITABLE FOR MIN. 150MM BOREWELL OR ABOVE; MAX OD 142MM

APPROXIMATE PERFORMANCE CHART AT 2880 RPM, 200~230 VOLTS, 1-PHASE (UPTO 7.5HP)/ 380~415 VOLTS, 3-PHASE, 50 Hz, A.C. SUPPLY

ITEM CODE	ITEM CODE	LPW100MH			Outlet Size :-65mm (Mixed Flow)/ On								50Hz		
SINGLE PHASE	THREE PHASE	MOTOR RATING			Head(M)	Discharge(LPM)								Price	
65MM	65MM	Kw	HP	Stage		0	105	165	235	305	365	455	535	SP	TP
		2.2	3.0	3		44	41	38	35	32	29	32	18		
		3.0	4.0	4		58	54	51	47	42	38	31	24		
		3.7	5.0	5		73	68	64	59	53	48	39	30		
		4.5	6.0	6		87	81	77	70	63	57	47	36		
		5.5	7.5	7		102	95	90	82	74	67	55	42		
FGV6-0039	FGV6-0019	5.5	7.5	8		116	108	102	94	84	76	62	48		
		7.5	10	9		131	122	115	105	95	86	70	54		
FGV6-0040 (75mm)		7.5	10	10		145	135	128	117	105	95	78	60		
		7.5	10	11		160	149	141	129	116	105	86	66		
		9.3	12.5	12		174	162	154	140	126	114	94	72		
		9.3	12.5	13		189	176	166	152	137	124	101	78		
		11	15	14		203	189	179	164	147	133	109	84		
		11	15	15		218	203	192	176	158	143	117	90		
		11	15	16		232	216	205	187	168	152	125	96		
		13	17.5	18		261	243	230	211	189	171	140	108		
		15	20	20	290	270	256	234	210	190	156	120			
		18.5	25	25	363	338	320	293	263	238	195	150			

V6 SINGLE & THREE PHASE 150MM WATER FILLED SUBMERSIBLE PUMPSET (MIXED FLOW-HIGH HEAD) SUITABLE FOR MIN. 150MM BOREWELL OR ABOVE; MAX OD 142MM

APPROXIMATE PERFORMANCE CHART AT 2880 RPM, 200~230 VOLTS, 1-PHASE (UPTO 7.5HP)/ 380~415 VOLTS, 3-PHASE, 50 Hz, A.C. SUPPLY

ITEM CODE	ITEM CODE	LPW120MH			Outlet Size :-65mm (Mixed Flow)/ On								50Hz		
SINGLE PHASE	THREE PHASE	MOTOR RATING			Discharge(LPM)								Price		
65MM	65MM	Kw	HP	Stage	Head(M)	0	135	225	345	395	475	535	605	SP	TP
		3.0	4.0	3		44	41	39	34	32	26	23	16		
		3.7	5.0	4		58	55	52	46	42	35	30	22		
		4.5	6.0	5		73	69	65	57	53	44	38	28		
	FGV6-0246	5.5	7.5	6		87	83	78	68	63	53	45	33		
FGV6-0038		7.5	10	8		116	110	104	91	84	70	60	44		
		9.3	12.5	10		145	138	130	114	105	88	75	55		
		11	15	12		174	166	156	137	126	106	90	66		
		13	17.5	14		203	193	182	160	147	123	105	77		
		15	20	16		232	221	208	182	168	141	120	88		
		16.7	22.5	18		261	248	234	205	189	158	135	99		
		18.5	25	20		290	276	260	228	210	176	150	110		

ITEM CODE	ITEM CODE	LPW150MH			Outlet Size :-75mm (Mixed Flow)								50Hz		
SINGLE PHASE	THREE PHASE	MOTOR RATING			Discharge(LPM)								Price		
75MM	75MM	Kw	HP	Stage	Head(M)	0	245	295	345	425	505	615	695	SP	TP
		3.7	5.0	3		47	40	38	37	33	29	20	12		
		4.5	6.0	4		62	53	51	49	44	38	26	16		
	FGV6-0004	5.5	7.5	5		78	66	64	61	55	48	33	20		
	FGV6-0221	7.5	10	7		109	93	90	85	77	67	46	28		
		9.3	12.5	8		124	106	102	98	88	76	52	32		
		11	15	10		155	133	128	122	110	95	65	40		
		13	17.5	12		186	159	154	146	132	114	78	48		
		15	20	14		217	186	179	171	154	133	91	56		
		16.7	22.5	15		233	199	192	183	165	143	98	60		
		18.5	25	16		248	212	205	195	178	152	104	64		
		18.5	25	17		264	225	218	207	187	162	111	68		
		22	30	20		310	265	256	244	220	190	130	80		

ITEM CODE	ITEM CODE	LPW180MH			Outlet Size :-75mm (Mixed Flow)								50Hz		
SINGLE PHASE	THREE PHASE	MOTOR RATING			Discharge(LPM)								Price		
75MM	75MM	Kw	HP	Stage	Head(M)	0	245	335	445	545	695	855	975	SP	TP
		3.7	5.0	3		47	42	40	36	33	27	18	9		
		5.5	7.5	4		62	56	53	48	44	36	24	17		
		7.5	10	6		93	84	79	72	66	54	36	18		
		9.3	12.5	7		109	98	92	84	77	66	42	21		
		11	15	8		124	112	106	96	88	72	48	24		
		11	15	9		140	126	119	108	99	81	54	27		
		13	17.5	10		155	140	132	120	110	90	60	30		
		15	20	11		171	154	145	132	121	99	66	33		
		15	20	12		186	168	158	144	132	108	72	36		
		18.5	25	14		217	196	185	168	154	126	84	42		
		22	30	16		248	224	211	192	176	144	96	48		
		22	30	17		264	238	224	204	187	153	102	51		

V6 SINGLE & THREE PHASE 150MM WATER FILLED SUBMERSIBLE PUMPSET (MIXED FLOW-HIGH HEAD) SUITABLE FOR MIN. 150MM BOREWELL OR ABOVE; MAX OD 142MM

APPROXIMATE PERFORMANCE CHART AT 2880 RPM, 200~230 VOLTS, 1-PHASE (UPTO 7.5HP)/ 380~415 VOLTS, 3-PHASE, 50 Hz, A.C. SUPPLY

ITEM CODE	ITEM CODE	LPW200MH			Outlet Size :-75mm (Mixed Flow)/ On								50Hz			
SINGLE PHASE	THREE PHASE	MOTOR RATING			Discharge(LPM)								Price			
75MM	75MM	Kw	HP	Stage	Head(M)	0	305	470	575	625	705	805	955	SP	TP	
		3.0	4.0	2			32	29	25	23	22	21	18	14		
		4.5	6	3			48	44	38	35	33	31	27	21		
	FGV6-0110	5.5	7.5	4			64	56	51	47	44	41	36	28		
	FGV6-0200 (100mm)	7.5	10	5			80	73	64	59	55	52	45	35		
		9.3	12.5	6			96	87	76	70	66	62	54	42		
		11	15	7			112	102	89	82	77	72	63	49		
		11	15	8			128	116	102	94	81	82	72	56		
		13	17.5	9			144	131	141	105	99	93	81	63		
		15	20	10			160	145	127	117	110	103	90	70		
		16.7	22.5	11			176	160	140	129	121	113	100	77		
		18.5	25	12			192	174	152	140	132	124	108	84		
		20.5	27.5	14			224	203	178	164	154	144	126	98		
		22	30	15			240	218	191	176	165	155	135	105		

ITEM CODE	ITEM CODE	LPW250MH			Outlet Size :-75mm (Mixed Flow)/ On								50Hz			
SINGLE PHASE	THREE PHASE	MOTOR RATING			Discharge(LPM)								Price			
75MM	75MM	Kw	HP	Stage	Head(M)	0	455	555	695	775	845	945	1095	SP	TP	
		3.7	5.0	2			32	27	26	24	22	21	18	14		
		5.5	7.5	3			48	41	38	36	33	31	27	21		
		7.5	10	4			64	54	51	48	44	41	36	27		
		9.3	12.5	5			80	68	64	60	55	52	45	34		
		11	15	6			96	81	77	72	66	62	54	41		
		13	17.5	7			112	95	90	84	77	72	63	48		
		15	20	8			128	108	102	96	88	82	72	55		
		16.7	22.5	9			144	122	115	108	99	93	81	62		
		18.5	25	10			160	135	128	120	110	103	90	69		
		20.5	27.5	11			176	149	141	132	121	113	99	76		
		22	30	12			192	162	154	144	132	124	108	82		

ITEM CODE	ITEM CODE	LPW300MH			Outlet Size :-75mm (Mixed Flow)/ On								50Hz			
SINGLE PHASE	THREE PHASE	MOTOR RATING			Discharge(LPM)								Price			
75MM	75MM	Kw	HP	Stage	Head(M)	0	405	575	805	895	1015	115	1245	SP	TP	
		4.5	6.0	2			36	31	28	24	22	19	15	12		
		7.5	10	3			54	47	42	36	33	29	23	18		
		9.3	12.5	4			72	62	56	48	44	38	30	24		
		11	15	5			90	78	70	60	55	48	34	30		
		13	17.5	6			108	93	84	72	66	58	45	36		
		15	20	7			126	109	98	84	77	67	53	42		
		18.5	25	8			144	124	112	96	88	77	60	48		
		20.5	27.5	9			162	140	126	108	99	86	68	54		
		22	30	10			180	155	140	120	110	96	75	60		

V6-V7 THREE PHASE 175MM WATER FILLED SUBMERSIBLE PUMPSETS (MIXED FLOW TYPE) SUITABLE FOR 175MM BORE WELL OR ABOVE

DESCRIPTION

We manufactured Submersible Pumpsets as per IS: 8034 Standard which can be used in the field of advanced technology.

All parts are manufactured and fitted precisely using CNC machine that imparts excellent mechanical strength and reliability. The electrical design of Latteys Motors has been done with polyester Coated winding to improve efficiency and reduce electrical consumption.

6" WATER FILLED SUBMERSIBLE MOTOR AND 7" SUBMERSIBLE PUMP

Salient Features

- Induction motors are easily re-windable using multi layer PVC insulated wire for better reliability.
- Motor filled with water gives better cooling to winding as well as bush.
- Self-aligned carbon Stainless steel thrust bearing which withstands high axial thrust load in water lubrication.
- Electrically designed to lower power consumption and operating cost.
- Non-magnetic, corrosion-resistant high-grade stainless steel stator body.
- Gun Metal bush is made with additional centrifugal molding process and 2% Nickel is added.
- Superior designed cast iron/SS impellers and diffusers give higher hydraulic performance and greater efficiency and provide higher resistance against wear and tear from sand and other impurities.
- Dynamically balanced rotating parts to ensure minimum noise and vibration.
- Hydraulic parts are made with Investment Casting or Die-base molding process, which gives higher performance and higher efficiency.
- Individually and accurately balanced impeller gives better performance for lower power consumption.
- The pump shaft is made of stainless steel hardened and ground to close tolerance.
- Fitted with NRV & Flap to absorb thrust generated during switch off operation.

Application

Sprinkler & drip irrigation | Civil & Industries | Fire fighting system | Agriculture | Gardening | Hospitality

MATERIAL OF CONSTRUCTION

Motor Body	: Stainless Steel
Stator	: Vacuum Impregnated and epoxy coated for corrosion resistance. Thick end laminations are provided to protect motor windings.
Rotor	: Coated with polyurethane paint for corrosion resistance and dynamically balanced for vibration free smooth operations.
Windings	: PVC/ Polyester insulated.
Bearings	: Heavy duty angular contact bearing with high load bearing capacity.
Thrust Bearings	: Special Self-aligning and water lubricated to with stand high axial thrust load.
Breather diaphragm	: Adequately sized to accommodate expansion of water inside the motor and prevent loss cooling water .
Impeller	: High quality SS Resistant dynamically balanced.
Bowl	: High Grade Cast Iron
Shaft	: Stainless Steel of adequate diameter to ensure rigidity and ground to close tolerances.
Casing	: High graded Cast Iron.
Cable Sealing	: Designed so that no Borewell water with sand can enter the motor.

V6/V7

Watering
India
to
Flow



V6/V7 THREE PHASE 175MM WATER FILLED SUBMERSIBLE PUMPSET (MIXED FLOW TYPE) SUITABLE FOR MIN. 175MM BOREWELL OR ABOVE; MAX OD 165MM

APPROXIMATE PERFORMANCE CHART AT 2880 RPM, 380~415 VOLTS, 3-PHASE, 50 Hz, A.C. SUPPLY

ITEM CODE	LPW67250M			Outlet Size :-100mm (Mixed Flow)						50Hz	
THREE PHASE	MOTOR RATING			Discharge(LPM)						Price	
100MM	Kw	HP	Stage	Head(M)	0	660	850	1020	1170	1330	LPW67250M
	4.5	6.0	2		29	23	20	17	13	10	
FGV7-0034	5.5	7.5	3		44	34	30	26	20	15	
FGV7-0032	7.5	10.0	4		58	46	40	34	26	20	
FGV7-0030	9.3	12.5	5		72	58	50	42	32	25	
FGV7-0006	11.0	15.0	6		87	69	60	51	39	32	
	13.0	17.5	7		102	80	70	60	46	38	
FGV7-0029	15.0	20.0	8		116	92	80	68	54	42	
	15.0	20.0	10		145	115	105	85	65	50	
	18.5	25.0	10		145	115	105	85	65	50	
	22.5	30.0	12		174	138	120	102	78	62	

ITEM CODE	LPW67300M			Outlet Size :-100mm (Mixed Flow)						50Hz	
THREE PHASE	MOTOR RATING			Discharge(LPM)						Price	
100MM	Kw	HP	Stage	Head(M)	0	700	1040	1230	1350	1500	LPW67300M
	5.5	7.5	2		32	24	19	16	14	10	
FGV7-0025	7.5	10.0	3		48	36	29	24	20	15	
FGV7-0023	9.3	12.5	4		64	48	38	32	26	20	
	11.0	15.0	4		64	48	38	32	26	20	
FGV7-0022	11.0	15.0	5		80	60	47	38	34	25	
FGV7-0021	13.0	17.5	6		96	72	57	47	39	30	
FGV7-0002	15.0	20.0	7		112	84	67	56	46	35	
	18.5	25.0	8		128	96	77	62	55	39	
	22.5	30.0	10		160	120	100	80	68	50	

V6/V7

**Watering
India
to
Flow**



V6/V7 THREE PHASE 175MM WATER FILLED SUBMERSIBLE PUMPSET (MIXED FLOW TYPE) SUITABLE FOR MIN. 175MM BOREWELL OR ABOVE; MAX OD 165MM

APPROXIMATE PERFORMANCE CHART AT 2880 RPM, 380~415 VOLTS, 3-PHASE, 50 Hz, A.C. SUPPLY

ITEM CODE	Model	MOTOR RATING			Head(M)	Discharge(LPM) Outlet Size:- 100mm(Mixed Flow)										Price
		Kw	HP	Stage		0	460	600	950	1200	1300	1450	1550	1660	1750	
FGV7-0036	LPW67250M	7.5	10.0	3		52	42	39	35	29	25	21	18	15		
	LPW67250M	7.5	10.0	3		55	44	41	35	29	27	24	21	18		
	LPW67250M	15.0	20.0	6		110	88	82	70	58	54	48	42	36		
FGV7-0018	LPW67400M	5.5	7.5	2		35	30	29	25	20	18	14	12	11		
FGV7-0017	LPW67400M	9.3	12.5	3		56	48	46	39	33	30	26	22	18		
FGV7-0016	LPW67400M	11.0	15.0	4		74	64	62	52	44	40	34	30	24		
	LPW67400M	11.0	15.0	5		84	71	67	59	52	47	40	31	24		
	LPW67400M	13.0	17.5	5		84	71	67	59	52	47	40	31	24		
FGV7-0015	LPW67400M	15.0	20.0	5		92	81	78	65	55	50	42	38	30		
FGV7-0014	LPW67400M	18.5	25.0	6		111	96	93	78	66	60	51	45	36		
	LPW67400M	22.5	30.0	8		148	128	124	104	88	80	68	60	48		
FGV7-0012	LPW67500M	11.0	15.0	3		60	51	48	42	39	34	30	27	24		
FGV7-0013	LPW67500M	7.5	10.0	2		42	38	35	31	27	25	23	21	19	16	
FGV7-0011	LPW67500M	15.0	20.0	4		84	74	70	62	54	50	46	42	38	32	
	LPW67500M	18.5	25.0	5		105	92	88	78	68	62	58	53	48	40	
	LPW67500M	22.5	30.0	6		126	110	105	93	81	75	69	63	57	48	
	LPW67600M	9.3	12.5	2		35	32	30	28	25	22	20	18	16	9	

ITEM CODE	Model	MOTOR RATING			Head(M)	Discharge(LPM)								Price
		Kw	HP	Stage		0	1120	1580	1730	1890	2100	2280	2460	
FGV7-0035	LPW67250MTURBO	5.5	7.5	3		48	36	33	30	27	25	21	14	
FGV7-0024	LPW67300MTURBO	7.5	10.0	3		48	36	33	30	27	25	21	14	
FGV7-0019	LPW67400MTURBO	5.5	7.5	2		34	24	22	20	18	17	14	9	
	LPW67400MTURBO	9.3	12.5	3		48	36	33	30	27	25	21	14	
	LPW67400MTURBO	11.0	15.0	4		65	49	44	41	36	33	28	19	
	LPW67500MTURBO	7.5	10.0	2		34	24	22	20	18	17	14	9	
FGV7-0010	LPW67500MTURBO	15.0	20.0	4		70	54	48	45	41	37	33	25	
	LPW67500MTURBO	18.5	25.0	5		88	68	60	56	51	46	41	31	

V6-V8 THREE PHASE 200MM WATER FILLED SUBMERSIBLE PUMPSETS (MIXED FLOW TYPE) SUITABLE FOR 200MM BORE WELL OR ABOVE

DESCRIPTION

We manufactured Submersible Pumpsets as per IS: 8034 Standard which can be used in the field of advanced technology.

All parts are manufactured and fitted precisely using CNC machine that imparts excellent mechanical strength and reliability. The electrical design of Latteys Motors has been done with polyester Coated winding to improve efficiency and reduce electrical consumption.

6" WATER FILLED SUBMERSIBLE MOTOR AND 8" SUBMERSIBLE PUMP

Salient Features

- Induction motors are easily re-windable using multi layer PVC insulated wire for better reliability.
- Motor filled with water gives better cooling to winding as well as bush.
- Self-aligned carbon Stainless steel thrust bearing which withstands high axial thrust load in water lubrication.
- Electrically designed to lower power consumption and operating cost.
- Non-magnetic, corrosion-resistant high-grade stainless steel stator body.
- Gun Metal bush is made with additional centrifugal molding process and 2% Nickel is added.
- Superior designed cast iron/SS impellers and diffusers give higher hydraulic performance and greater efficiency and provide higher resistance against wear and tear from sand and other impurities.
- Dynamically balanced rotating parts to ensure minimum noise and vibration.
- Hydraulic parts are made with Investment Casting or Die-base molding process, which gives higher performance and higher efficiency.
- Individually and accurately balanced impeller gives better performance for lower power consumption.
- The pump shaft is made of stainless steel hardened and ground to close tolerance.
- Fitted with NRV & Flap to absorb thrust generated during switch off operation.

Application

Sprinkler & drip irrigation | Civil & Industries | Fire fighting system | Agriculture | Gardening | Hospitality

MATERIAL OF CONSTRUCTION

Motor Body	: Stainless Steel
Stator	: Vacuum Impregnated and epoxy coated for corrosion resistance. Thick end laminations are provided to protect motor windings.
Rotor	: Coated with polyurethane paint for corrosion resistance and dynamically balanced for vibration free smooth operations.
Windings	: PVC/ Polyester insulated.
Bearings	: Heavy duty angular contact bearing with high load bearing capacity.
Thrust Bearings	: Special Self-aligning and water lubricated to with stand high axial thrust load.
Breather diaphragm	: Adequately sized to accommodate expansion of water inside the motor and prevent loss cooling water .
Impeller	: High quality SS Resistant dynamically balanced.
Bowl	: High Grade Cast Iron
Shaft	: Stainless Steel of adequate diameter to ensure rigidity and ground to close tolerances.
Casing	: High graded Cast Iron.
Cable Sealing	: Designed so that no Borewell water with sand can enter the motor.



**V6/V8 THREE PHASE 200MM WATER FILLED SUBMERSIBLE PUMPSET
(MIXED FLOW TYPE) SUITABLE FOR MIN. 200MM BOREWELL OR ABOVE; MAX OD 194MM**

APPROXIMATE PERFORMANCE CHART AT 2880 RPM, 380~415 VOLTS, 3-PHASE, 50 Hz, A.C. SUPPLY

ITEM CODE	Model	MOTOR RATING			Head (M)	Discharge(LPM) Outlet Size:- 100mm(Mixed Flow)											Price				
		Kw	HP	Stage		0	460	600	950	1200	1300	1450	1550	1660	1750	1800		1950	2000	Price	
FGV8-0096	LPW68250M	5.5	7.5	3	Head (M)	52	40	32	28	20	14	10									
FGV8-0095	LPW68300M	7.5	10.0	3		54	43	40	37	32	29	23	19	17							
FGV8-0094	LPW68300M	9.3	12.5	4		72	38	35	22	18	14	10	6								
FGV8-0092	LPW68400M	5.5	7.5	2		37	32	30	26	23	30	17	14	12							
FGV8-0091	LPW68400M	9.3	12.5	3		56	48	45	39	35	33	28	23	18							
FGV8-0090	LPW68400M	11.0	15.0	4		76	64	60	52	47	43	37	31	24							
FGV8-0089	LPW68400M	15.0	20.0	5		95	80	75	65	59	54	48	40	30							
	LPW68400M	18.5	25.0	6		114	96	90	78	70	65	57	47	36							
	LPW68400M	22.5	30.0	8		152	128	120	104	94	86	76	63	48							
FGV8-0088	LPW68500M	7.5	10.0	2		41	36	33	30	28	24	21	19	17	14						
FGV8-0087	LPW68500M	11.0	15.0	3		62	54	50	45	42	38	34	30	25	20						
FGV8-0086	LPW68500M	15.0	20.0	4		82	72	66	60	56	48	42	38	34	28						
	LPW68500M	18.5	25.0	5		103	90	83	75	70	60	53	48	43	35						
	LPW68500M	22.5	30.0	6		123	108	99	90	84	72	63	57	51	42						
FGV8-0084	LPW68600M	9.3	12.5	2		47	42	38	34	30	28	26	24	22	19						
	LPW68600M	9.3	12.5	2		45	39	37	35	33	31	29	27	24	22	20	18	16			
FGV8-0083	LPW68600M	13.0	17.5	3		71	63	57	51	45	42	39	36	33	29						
FGV8-0082	LPW68600M	18.5	25.0	4		94	84	76	68	60	56	52	48	44	38						
FGV8-0081	LPW68700M	11.0	15.0	2		49	43	41	38	35	33	30	27	24	22	20	18	16			
FGV8-0080	LPW68700M	15.0	20.0	3		73	64	61	57	52	49	47	45	42	39	36	33	30			
	LPW68800M	13.0	17.5	2	51	47	45	41	37	34	32	30	28	26	23	21	19				
	LPW68900M	18.5	25.0	3	76	71	67	62	55	51	48	45	42	39	35	32	28				
	LPW681000M	15.0	20.0	2	54	48	46	43	41	39	38	37	36	34	32	30	27				
FGV8-0102	LPW681000M	22.5	30.0	3	81	72	69	65	62	59	57	56	54	51	48	45	41				

ITEM CODE	Model	MOTOR RATING			Head (M)	Discharge(LPM) Outlet Size:- 100mm(Mixed Flow)											Price					
		Kw	HP	Stage		0	460	600	950	1200	1300	1450	1550	1660	1750	1800		1950	2000	2200	Price	
	LPW68300MS	7.5	10.0	3	Head (M)	56	45	42	38	34	31	26	22	19								
	LPW68400MS	5.5	7.5	2		39	35	32	28	25	22	18	16	13								
	LPW68400MS	9.3	12.5	3		59	53	48	42	37	35	30	25	20								
	LPW68500MS	11.0	15.0	5		100	88	80	70	62	57	50	42	33								
	LPW68500MS	7.5	10.0	2		44	39	37	33	32	28	25	23	20	17	14						
	LPW68500MS	11.0	15.0	3		66	58	56	50	47	42	37	34	30	25	21						
	LPW68500MS	7.5	10.0	2		43		36	33	31	28	26	25	23	20	17	15	13				
	LPW68600MS	9.3	12.5	2		47					36	34	32	30	27	25	22	20				
	LPW68600MS	13.0	17.5	3		69					54	51	48	45	55	37	37	30				
	LPW68700MS	11.0	15.0	2		51	48	46	43	40	38	36	35	33	31	30	27	25	20			
	LPW68700MS	15.0	20.0	3		77	72	69	65	60	57	55	53	50	47	45	41	38	30			

ITEM CODE	Model	MOTOR RATING			Head (M)	Discharge(LPM) Outlet Size:- 100mm(Mixed Flow)											Price					
		Kw	HP	Stage		0	460	600	950	1200	1300	1450	1550	1660	1750	1800		1950	2000	2200	2300	Price
	LPW68300MTURBO	7.5	10.0	3	Head (M)	58	50	50	44	43	42	35	33	29	26	23	18					
	LPW68400MTURBO	9.3	12.5	3		63	51	51	48	47	46	45	43	38	34	31	24	20				
	LPW68500MTURBO	7.5	10.0	2		47	42	42	36	34	33	32	30	28	26	25	23	17	14	10		
	LPW68500MTURBO	11.0	15.0	3		73	69	69	65	64	63	62	61	58	56	52	48	43	38	28		
	LPW68700MTURBO	11.0	15.0	2		51	48	48	43	40	38	37	35	33	31	30	27	25	20	10		

V8 THREE PHASE 200MM WATER FILLED SUBMERSIBLE PUMPSETS (RADIAL/MIXED FLOW TYPE) SUITABLE FOR 200MM BORE WELL OR ABOVE

DESCRIPTION

We manufactured Submersible Pumpsets as per IS: 8034 Standard which can be used in the field of advanced technology.

All parts are manufactured and fitted precisely using CNC machine that imparts excellent mechanical strength and reliability. The electrical design of Latteys Motors has been done with polyester Coated winding to improve efficiency and reduce electrical consumption.

8" WATER FILLED SUBMERSIBLE PUMPSETS

Salient Features

- Induction motors are easily re-windable using multi layer PVC insulated wire for better reliability.
- Motor filled with water gives better cooling to winding as well as bush.
- Self-aligned carbon Stainless steel thrust bearing which withstands high axial thrust load in water lubrication.
- Electrically designed to lower power consumption and operating cost.
- Non-magnetic, corrosion-resistant high-grade stainless steel stator body.
- Gun Metal bush is made with additional centrifugal molding process and 2% Nickel is added.
- Superior designed cast iron/SS impellers and diffusers give higher hydraulic performance and greater efficiency and provide higher resistance against wear and tear from sand and other impurities.
- Dynamically balanced rotating parts to ensure minimum noise and vibration.
- Hydraulic parts are made with Investment Casting or Die-base molding process, which gives higher performance and higher efficiency.
- Individually and accurately balanced impeller gives better performance for lower power consumption.
- The pump shaft is made of stainless steel hardened and ground to close tolerance.
- Fitted with NRV & Flap to absorb thrust generated during switch off operation.

Application

Sprinkler & drip irrigation | Civil & Industries | Fire fighting system | Agriculture | Gardening | Hospitality

MATERIAL OF CONSTRUCTION

Motor Body	: Stainless Steel
Stator	: Vacuum Impregnated and epoxy coated for corrosion resistance. Thick end laminations are provided to protect motor windings.
Rotor	: Coated with polyurethane paint for corrosion resistance and dynamically balanced for vibration free smooth operations.
Windings	: PVC/ Polyester insulated.
Bearings	: Heavy duty angular contact bearing with high load bearing capacity.
Thrust Bearings	: Special Self-aligning and water lubricated to withstand high axial thrust load.
Breather diaphragm	: Adequately sized to accommodate expansion of water inside the motor and prevent loss cooling water .
Impeller	: High quality SS Resistant dynamically balanced.
Bowl	: High Grade Cast Iron
Shaft	: Stainless Steel of adequate diameter to ensure rigidity and ground to close tolerances.
Casing	: High graded Cast Iron.
Cable Sealing	: Designed so that no Borewell water with sand can enter the motor.



**V8 THREE PHASE 200MM WATER FILLED SUBMERSIBLE PUMPSET
(RADIAL FLOW TYPE) SUITABLE FOR MIN. 200MM BOREWELL OR ABOVE; MAX OD 194MM**

APPROXIMATE PERFORMANCE CHART AT 2880 RPM, 415 VOLTS, 3-PHASE, 50 Hz, A.C. SUPPLY

ITEM CODE	LPW825R			Outlet Size :-75mm (Radial Flow)							50Hz		
THREE PHASE	MOTOR RATING			Discharge(LPM)							Price		
75MM	Kw	HP	Stage	Head(M)	0	110	250	430	550	660	710	880	LPW825R
FGV8-0076	15.0	20.0	8		176	162	150	134	107	91	75	54	
FGV8-0077	18.5	25.0	10		220	202	187	168	134	114	94	68	
	22.0	30.0	12		264	242	224	202	161	137	113	82	
	30.0	40.0	14		308	283	262	235	188	160	132	95	
FGV8-0002	30.0	40.0	16		352	323	299	269	214	182	150	109	
	33.0	45.0	18		396	364	337	302	241	205	169	122	

ITEM CODE	LPW830R			Outlet Size :-75mm (Radial Flow)							50Hz		
THREE PHASE	MOTOR RATING			Discharge(LPM)							Price		
75MM	Kw	HP	Stage	Head(M)	0	164	404	483	704	746	782	837	LPW830R
	11.0	15.0	5		111	104	97	93	68	60	50	41	
	15.0	20.0	6		134	125	117	111	81	72	60	49	
	15.0	20.0	7		156	146	136	130	95	84	70	57	
	18.5	25.0	8		178	167	156	148	108	97	81	65	
FGV8-0073	22.0	30.0	10		223	209	194	185	135	121	101	81	
FGV8-0070	26.0	35.0	12		267	251	233	222	162	145	121	98	
	30.0	40.0	13		289	271	253	241	176	157	131	106	
	37.0	50.0	15		334	313	292	278	203	181	151	122	
FGV8-0068	37.0	50.0	16		356	334	311	296	216	193	161	130	
	37.0	50.0	17		378	355	330	315	230	205	171	138	
	45.0	60.0	20		445	418	389	370	270	241	201	163	

ITEM CODE	LPW840R			Outlet Size :-75mm (Radial Flow)							50Hz		
THREE PHASE	MOTOR RATING			Discharge(LPM)							Price		
75MM	Kw	HP	Stage	Head(M)	0	767	825	885	928	969	1000	1052	LPW840R
	15.0	20.0	5		113	97	77	71	66	61	60	55	
	18.5	25.0	6		135	117	93	86	80	73	72	66	
	22.0	30.0	7		158	136	108	100	93	86	84	78	
FGV8-0058	22.0	30.0	8		180	155	123	114	106	98	95	89	
	26.0	35.0	9		203	175	139	129	120	110	107	100	
FGV8-0001	30.0	40.0	10		225	194	154	143	133	122	119	111	
	33.5	45.0	11		248	214	170	157	146	134	131	122	
	37.0	50.0	12		270	233	185	171	159	147	143	133	
	37.0	50.0	13		293	253	201	186	173	159	155	144	
	45.0	60.0	15		338	291	231	214	199	183	179	166	

V8 THREE PHASE 200MM WATER FILLED SUBMERSIBLE PUMPSET (RADIAL FLOW TYPE) SUITABLE FOR MIN. 200MM BOREWELL OR ABOVE; MAX OD 194MM

APPROXIMATE PERFORMANCE CHART AT 2880 RPM, 415 VOLTS, 3-PHASE, 50 Hz, A.C. SUPPLY

ITEM CODE		LPW850R			Outlet Size :-75mm (Radial Flow)							50Hz		
THREE PHASE		MOTOR RATING			Discharge(LPM)							Price		
75MM	Kw	HP	Stage	Head(M)	0	750	825	900	975	1050	1125	1200	LPW850R	
	7.5	10.0	2			42	38	36	33	30	26	25	20	
	11.0	15.0	3			62	56	54	49	45	42	35	30	
	15.0	20.0	4			84	74	71	65	60	55	48	40	
	18.5	25.0	5			105	92	88	82	75	68	60	50	
	22.0	30.0	6			125	110	105	99	90	82	72	60	
	26.0	35.0	7			145	130	124	115	105	95	81	70	
	30.0	40.0	8			167	147	139	130	120	108	93	80	
	33.5	45.0	9			190	164	155	145	135	123	105	90	
	37.0	50.0	10			210	185	170	160	150	135	120	100	
	37.0	50.0	11			230	202	191	180	165	148	130	105	
	45.0	60.0	12			250	220	210	195	180	160	142	118	
	56.0	75.0	14			295	257	245	230	210	190	166	149	
	56.0	75.0	15			315	275	264	241	225	205	178	146	

ITEM CODE		LPW860R			Outlet Size :-75mm (Radial Flow)							50Hz		
THREE PHASE		MOTOR RATING			Discharge(LPM)							Price		
75MM	Kw	HP	Stage	Head(M)	0	800	925	1025	1150	1250	1325	1400	LPW860R	
	9.3	12.5	2			42	38	36	34	32	28	25	21	
	13.0	17.5	3			62	56	53	51	47	42	36	30	
	18.5	25.0	4			82	75	71	67	62	55	48	40	
	22.0	30.0	5			104	95	90	86	77	69	60	50	
	26.0	35.0	6			126	113	108	102	92	82	72	60	
	30.0	40.0	7			146	132	124	120	107	96	83	69	
	37.0	50.0	8			166	150	142	135	122	109	95	79	
	45.0	60.0	10			208	188	178	170	152	136	119	99	
	56.0	75.0	12			250	225	214	203	182	163	142	118	

ITEM CODE		LPW870R			Outlet Size :-75mm (Radial Flow)							50Hz		
THREE PHASE		MOTOR RATING			Discharge(LPM)							Price		
75MM	Kw	HP	Stage	Head(M)	0	925	1000	1125	1225	1350	1425	1500	LPW870R	
	11.0	15.0	2			43	39	37	35	32	29	25	22	
	15.0	20.0	3			63	58	54	51	47	42	36	30	
	26.0	35.0	5			105	96	90	85	77	69	60	51	
	30.0	40.0	6			126	115	108	102	92	82	72	61	
	37.0	50.0	7			147	133	125	120	107	96	83	70	
	45.0	60.0	9			188	171	162	152	137	123	107	90	
	56.0	75.0	10			210	190	180	170	152	135	120	99	

V8 THREE PHASE 200MM WATER FILLED SUBMERSIBLE PUMPSET (RADIAL FLOW TYPE) SUITABLE FOR MIN. 200MM BOREWELL OR ABOVE; MAX OD 194MM

APPROXIMATE PERFORMANCE CHART AT 2880 RPM, 415 VOLTS, 3-PHASE, 50 Hz, A.C. SUPPLY

ITEM CODE	LPW815M333			Outlet Size :-75mm (Mixed Flow)							50Hz		
THREE PHASE	MOTOR RATING			Discharge(LPM)							Price		
75MM	Kw	HP	Stage	Head(M)	0	175	210	225	300	315	330	360	LPW815M333
	7.5	10.0	7		140	111	109	106	98	93	90	74	
	9.3	12.5	8		160	127	125	121	112	106	102	85	
	11.0	15.0	10		200	159	156	151	140	133	128	106	
	17.0	22.5	15		300	239	234	227	210	200	192	159	
	18.5	25.0	16		320	254	250	242	224	213	205	170	
	18.5	25.0	17		340	270	265	257	238	226	218	180	

ITEM CODE	LPW820M333			Outlet Size :-75mm (Mixed Flow)							50Hz		
THREE PHASE	MOTOR RATING			Discharge(LPM)							Price		
75MM	Kw	HP	Stage	Head(M)	0	245	370	400	430	560	610	785	LPW820M333
	7.5	10.0	5		97	86	77	73	70	53	42	19	
	9.3	12.5	6		116	103	92	87	84	63	50	23	
FGV8-0022	11.0	15.0	7		135	121	107	102	98	74	59	26	
	13.0	17.5	8		154	138	123	116	112	84	67	30	
	13.0	17.5	9		174	155	138	131	126	95	76	34	
FGV8-0016	15.0	20.0	10		193	172	153	146	140	105	84	38	
	18.5	25.0	12		232	207	184	175	168	126	101	45	
	18.5	25.0	13		251	224	199	189	182	137	109	49	
	22.5	30.0	14		270	241	214	204	196	147	118	53	
	22.5	30.0	15		290	259	230	218	210	158	126	57	
	26.0	35.0	17		328	293	260	248	238	179	143	64	

ITEM CODE	LPW825M333			Outlet Size :-75mm (Mixed Flow)							50Hz		
THREE PHASE	MOTOR RATING			Discharge(LPM)							Price		
75MM	Kw	HP	Stage	Head(M)	0	260	300	360	410	440	490	525	LPW825M333
	7.5	10.0	4		96	84	81	77	74	71	64	59	
	9.3	12.5	5		120	105	102	97	93	89	80	74	
	11.0	15.0	6		144	126	122	116	111	107	96	89	
	13.0	17.5	7		168	147	142	135	130	125	112	104	
	15.0	20.0	8		192	168	162	154	148	142	128	118	
	18.5	25.0	10		240	210	203	193	185	178	160	148	
	20.5	27.5	11		264	231	223	212	204	196	176	163	
FGV8-0078	22.0	30.0	12		288	252	244	232	222	214	192	178	
	26.0	35.0	14		336	294	284	270	259	249	224	207	
FGV8-0003	30.0	40.0	16		384	336	325	309	296	285	256	237	
	33.5	45.0	18		432	378	365	347	333	320	288	266	
	37.0	50.0	20		480	420	406	386	370	356	320	296	

V8 THREE PHASE 200MM WATER FILLED SUBMERSIBLE PUMPSET (RADIAL FLOW TYPE) SUITABLE FOR MIN. 200MM BOREWELL OR ABOVE; MAX OD 194MM

APPROXIMATE PERFORMANCE CHART AT 2880 RPM, 415 VOLTS, 3-PHASE, 50 Hz, A.C. SUPPLY

ITEM CODE	LPW830M333			Outlet Size :-75mm (Mixed Flow)								50Hz	
THREE PHASE	MOTOR RATING			Discharge(LPM)								Price	
75MM	Kw	HP	Stage	Head(M)	0	300	350	386	510	542	563	612	LPW830M333
FGV8-0074	7.5	10.0	3		72	61	59	58	54	51	50	41	
	9.3	12.5	4		96	82	79	77	72	68	66	54	
	11.0	15.0	5		120	102	99	97	90	86	83	68	
	13.0	17.5	6		144	122	119	116	108	103	99	82	
	15.0	20.0	7		168	143	139	135	126	120	116	95	
	18.5	25.0	8		192	163	158	154	144	137	132	109	
	20.5	27.5	9		216	184	178	174	162	154	149	122	
FGV8-0075	22.0	30.0	10		240	204	198	193	180	171	165	136	
	26.0	35.0	12		288	245	238	232	216	205	198	163	
	30.0	40.0	13		312	265	257	251	234	222	215	177	
	30.0	40.0	14		336	286	277	270	252	239	231	190	
FGV8-0015	33.5	45.0	15		360	306	297	290	270	257	248	204	
	33.5	45.0	16		384	326	317	309	288	274	264	218	
	37.0	50.0	16		384	326	317	309	288	274	264	218	
	37.0	50.0	17		408	347	337	328	306	291	281	231	
	41.0	55.0	18		432	367	356	347	324	308	297	245	
	45.0	60.0	19		456	388	376	367	342	325	314	258	
	45.0	60.0	20		480	408	396	386	360	342	330	272	
	45.0	60.0	21		504	428	416	405	378	359	347	286	

ITEM CODE	LPW835M333			Outlet Size :-75mm (Mixed Flow)								50Hz	
THREE PHASE	MOTOR RATING			Discharge(LPM)								Price	
75MM	Kw	HP	Stage	Head(M)	0	500	550	585	610	650	700	755	LPW835M333
	7.5	10.0	3		66	55	53	52	51	48	45	42	
	11.0	15.0	4		88	73	71	69	68	64	60	56	
	13.0	17.5	5		110	91	89	86	85	80	75	70	
FGV8-0065	15.0	20.0	6		132	110	107	104	102	96	90	84	
FGV8-0067	18.5	25.0	7		154	128	124	121	119	111	106	98	
	20.5	27.5	8		176	146	142	138	136	127	121	112	
	22.0	30.0	9		198	164	160	155	153	143	136	126	
	26.0	35.0	10		220	183	178	173	170	159	151	140	
	30.0	40.0	11		242	201	195	190	187	175	166	154	
	30.0	40.0	12		264	219	213	207	204	191	181	168	
	33.5	45.0	14		308	256	249	242	238	223	211	196	
	37.0	50.0	15		330	274	266	259	255	239	226	210	
	41.0	55.0	16		352	292	284	276	272	255	241	224	
	45.0	60.0	17		374	310	302	293	288	271	256	238	
	45.0	60.0	18		396	329	320	311	305	287	271	252	



**V8 THREE PHASE 200MM WATER FILLED SUBMERSIBLE PUMPSET
(RADIAL FLOW TYPE) SUITABLE FOR MIN. 200MM BOREWELL OR ABOVE; MAX OD 194MM**

APPROXIMATE PERFORMANCE CHART AT 2880 RPM, 415 VOLTS, 3-PHASE, 50 Hz, A.C. SUPPLY

ITEM CODE	LPW840M333			Outlet Size :-75mm (Mixed Flow)							50Hz		
THREE PHASE	MOTOR RATING			Discharge(LPM)							Price		
75MM	Kw	HP	Stage	Head(M)	0	460	555	705	768	850	885	925	LPW840M333
	9.3	12.5	3		72	58	55	49	47	44	42	40	
	15.0	20.0	5		120	96	91	82	78	73	70	67	
	18.5	25.0	6		144	115	109	98	93	87	84	80	
	22.0	30.0	7		168	134	127	114	109	102	98	93	
FGV8-0059	22.0	30.0	8		192	154	146	130	124	116	112	106	
	26.0	35.0	9		216	173	164	147	140	131	126	120	
	30.0	40.0	10		240	192	182	163	155	145	140	133	
	30.0	40.0	11		264	211	200	179	171	160	154	146	
	33.5	45.0	11		264	211	200	179	171	160	154	146	
	33.5	45.0	12		288	230	218	196	186	174	168	160	
	37.0	50.0	12		288	230	218	196	186	174	168	160	
	37.0	50.0	13		312	250	237	212	202	189	182	173	
	41.0	55.0	14		336	269	255	228	217	203	196	186	
FGV8-0011	45.0	60.0	15		360	288	273	245	233	218	210	200	
	45.0	60.0	16		384	307	291	261	248	232	224	213	
FGV8-0004	56.0	75.0	18	432	346	328	293	279	261	252	239		
	56.0	75.0	19	456	365	346	310	295	276	266	253		
	56.0	75.0	20	480	384	364	326	310	290	280	266		

ITEM CODE	LPW850M333			Outlet Size :-75mm (Mixed Flow)							50Hz		
THREE PHASE	MOTOR RATING			Discharge(LPM)							Price		
75MM	Kw	HP	Stage	Head(M)	0	555	660	760	912	961	1006	1057	LPW850M333
	7.5	10.0	2		48	41	39	38	36	33	29	27	
	11.0	15.0	3		72	61	59	56	54	49	44	40	
	15.0	20.0	4		96	82	78	75	72	65	59	53	
	18.5	25.0	5		120	102	98	94	90	82	74	67	
	22.0	30.0	6		144	122	117	113	108	98	88	80	
	26.0	35.0	7		168	143	137	132	126	114	103	93	
	30.0	40.0	8		192	163	156	150	144	130	118	106	
	33.5	45.0	9		216	184	176	169	162	147	132	120	
	37.0	50.0	10		240	204	195	188	180	163	147	133	
	41.0	55.0	11		264	224	215	207	198	179	162	146	
FGV8-0028	45.0	60.0	12		288	245	234	226	216	196	176	160	
	45.0	60.0	13		312	265	254	244	234	212	191	173	
	56.0	75.0	15		360	306	293	282	270	245	221	200	
	63.0	85.0	17		408	347	332	320	306	277	250	226	

**Watering
India
to
Flow**



**V8 384 THREE PHASE 200MM WATER FILLED SUBMERSIBLE PUMPSET
(MIXED FLOW TYPE) SUITABLE FOR MIN. 200MM BOREWELL OR ABOVE; MAX OD 194MM**

APPROXIMATE PERFORMANCE CHART AT 2880 RPM, 415 VOLTS, 3-PHASE, 50 Hz, A.C. SUPPLY

ITEM CODE	LPW850MS			Outlet Size :-100mm (Mixed Flow)							50Hz		
THREE PHASE	MOTOR RATING			Discharge(LPM)							Price		
100MM	Kw	HP	Stage	Head(M)	0	790	885	1000	1160	1225	1316	1425	LPW850MS
	7.5	10.0	2		45	34	32	30	28	26	23	20	
	11.0	15.0	3		68	51	48	45	42	39	35	30	
	15.0	20.0	4		90	68	64	60	56	52	46	40	
	18.5	25.0	5		113	85	80	75	70	65	58	51	
	22.0	30.0	6		135	102	96	90	84	78	69	61	
	26.0	35.0	7		158	119	112	105	98	91	81	71	
	30.0	40.0	8		180	136	128	120	112	104	92	81	
	33.5	45.0	9		203	153	144	135	126	117	104	91	
	37.0	50.0	10		225	170	160	150	140	130	115	101	
	37.0	50.0	11		248	187	176	165	154	143	127	111	
	41.0	55.0	11		270	204	192	180	168	156	138	121	
	45.0	60.0	12		293	221	208	195	182	169	150	132	
	45.0	60.0	13		315	238	224	210	196	182	161	142	
	56.0	75.0	15		338	255	240	225	210	195	173	152	

ITEM CODE	LPW860MS			Outlet Size :-100mm (Mixed Flow)							50Hz		
THREE PHASE	MOTOR RATING			Discharge(LPM)							Price		
100MM	Kw	HP	Stage	Head(M)	0	955	1105	1255	1370	1455	1526	1625	LPW860MS
	9.3	12.5	2		45	34	32	30	28	26	23	20	
	18.5	25.0	4		90	68	64	60	56	52	46	40	
	22.0	30.0	5		113	85	80	75	70	65	58	51	
	26.0	35.0	6		135	102	96	90	84	78	69	61	
	30.0	40.0	7		158	119	112	105	98	91	81	71	
	37.0	50.0	8		180	136	128	120	112	104	92	81	
	41.0	55.0	9		203	153	144	135	126	117	104	91	
	45.0	60.0	10		225	170	160	150	140	130	115	101	
	45.0	60.0	11		248	187	176	165	154	143	127	111	
	56.0	75.0	12		270	207	192	180	168	156	138	121	
	56.0	75.0	13		293	221	208	195	182	169	150	132	
	63.0	85.0	14		315	238	224	210	196	182	161	142	
	63.0	85.0	15		338	255	240	225	210	195	173	152	



**V8 384 THREE PHASE 200MM WATER FILLED SUBMERSIBLE PUMPSET
(MIXED FLOW TYPE) SUITABLE FOR MIN. 200MM BOREWELL OR ABOVE; MAX OD 194MM**

APPROXIMATE PERFORMANCE CHART AT 2880 RPM, 415 VOLTS, 3-PHASE, 50 Hz, A.C. SUPPLY

ITEM CODE		LPW870MS			Outlet Size :-100mm (Mixed Flow)								50Hz
THREE PHASE		MOTOR RATING			Discharge(LPM)								Price
100MM	Kw	HP	Stage	Head(M)	0	1055	1150	1405	1602	1710	1812	1910	LPW870MS
	11.0	15.0	2		43	34	33	31	28	26	24	20	
	15.0	20.0	3		65	51	50	46	42	39	35	30	
	22.0	30.0	4		86	68	66	61	56	52	47	40	
	26.0	35.0	5		108	85	83	76	70	65	59	50	
	30.0	40.0	6		129	102	99	92	84	78	71	60	
	33.5	45.0	6		129	102	99	92	84	78	71	60	
	37.0	50.0	7		151	119	116	107	98	91	82	70	
	41.0	55.0	8		172	136	132	122	112	104	94	80	
	45.0	60.0	9		194	153	149	137	126	117	106	90	
	56.0	75.0	10		215	170	165	153	140	130	118	100	
	56.0	75.0	11		237	187	182	168	154	143	129	110	
	63.0	85.0	12		258	204	198	183	168	156	141	120	
	63.0	85.0	13		280	221	215	198	182	169	153	130	

ITEM CODE		LPW840M			Outlet Size :-100mm (Mixed Flow)								50Hz
THREE PHASE		MOTOR RATING			Discharge(LPM)								Price
100MM	Kw	HP	Stage	Head(M)	0	605	810	910	1005	1250	1355	1452	LPW840M
	9.3	12.5	3		60	53	48	45	42	36	33	30	
FGV8-0061	11.0	15.0	4		86	70	64	60	56	48	44	40	
FGV8-0060	15.0	20.0	5		108	88	80	75	70	60	55	50	
	18.5	25.0	6		129	105	96	90	84	72	66	60	
	22.0	30.0	7		151	123	112	105	98	84	77	70	
FGV8-0059	22.0	30.0	8		172	140	128	120	112	96	88	80	
	26.0	35.0	8		172	140	128	120	112	96	88	80	
	26.0	35.0	9		194	158	144	135	126	108	99	90	
FGV8-0064	30.0	40.0	10		215	175	160	150	146	120	110	100	
	33.5	45.0	11		237	193	176	165	154	132	121	110	
FGV8-0063	37.0	50.0	12		258	210	192	180	168	144	132	120	
	41.0	55.0	14		301	245	224	210	196	168	154	140	
FGV8-0103	45.0	60.0	15		323	263	240	225	210	180	165	150	

ITEM CODE		LPW850M			Outlet Size :-100mm (Mixed Flow)								50Hz
THREE PHASE		MOTOR RATING			Discharge(LPM)								Price
100MM	Kw	HP	Stage	Head(M)	0	705	910	1042	1155	1345	1470	1605	LPW850M
	7.5	10.0	2		44	36	34	32	30	27	25	22	
	11.0	15.0	3		66	54	51	48	45	41	38	33	
	15.0	20.0	4		88	72	68	64	60	54	50	44	
	18.5	25.0	5		110	90	85	80	75	68	63	55	
	22.0	30.0	6		132	108	102	96	90	81	75	66	
	26.0	35.0	7		154	126	119	112	105	95	88	77	
	30.0	40.0	8		176	144	136	128	120	108	100	88	
	33.5	45.0	9		198	162	153	144	135	122	113	99	
	37.0	50.0	10		220	180	170	160	150	135	125	110	
	37.0	50.0	11		242	198	187	176	165	149	138	121	
	41.0	55.0	11		242	198	187	176	165	149	138	121	
	45.0	60.0	12		264	216	204	192	180	162	150	132	
	45.0	60.0	13		286	234	221	208	195	176	163	143	
	56.0	75.0	15	330	270	255	240	225	203	188	165		

V8 384 THREE PHASE 200MM WATER FILLED SUBMERSIBLE PUMPSET (MIXED FLOW TYPE) SUITABLE FOR MIN. 200MM BOREWELL OR ABOVE; MAX OD 194MM

APPROXIMATE PERFORMANCE CHART AT 2880 RPM, 415 VOLTS, 3-PHASE, 50 Hz, A.C. SUPPLY

ITEM CODE		LPW860M			Outlet Size :-100mm (Mixed Flow)							50Hz		
THREE PHASE		MOTOR RATING			Discharge(LPM)							Price		
100MM	Kw	HP	Stage	Head(M)	0	950	1052	1255	1365	1535	1655	1770	LPW860M	
	9.3	12.5	2			47	36	35	32	30	27	24	21	
	13.0	17.5	3			71	54	53	48	45	41	36	32	
	18.5	25.0	4			94	72	70	64	60	54	48	42	
	22.0	30.0	5			118	90	88	80	75	68	60	53	
	26.0	35.0	6			141	108	105	96	90	81	72	63	
	30.0	40.0	7			165	126	123	112	105	95	84	74	
	37.0	50.0	8			188	144	140	128	120	108	96	84	
	41.0	55.0	9			212	162	150	144	135	122	108	95	
	45.0	60.0	10			235	180	175	160	150	135	120	105	
	45.0	60.0	11			259	198	193	176	165	149	132	116	
	56.0	75.0	12			282	216	210	192	180	162	144	126	
	56.0	75.0	13			306	234	228	208	192	176	156	137	
	63.0	85.0	14			329	252	245	224	210	189	168	147	
	63.0	85.0	15			353	270	263	240	225	203	180	158	

ITEM CODE		LPW870M			Outlet Size :-100mm (Mixed Flow)							50Hz		
THREE PHASE		MOTOR RATING			Discharge(LPM)							Price		
100MM	Kw	HP	Stage	Head(M)	0	1310	1450	1555	1690	1810	1960	2110	LPW870M	
	11.0	15.0	2			49	36	34	32	30	27	24	21	
	15.0	20.0	3			74	54	51	48	45	41	36	32	
	22.0	30.0	4			98	72	68	64	60	54	48	42	
	26.0	35.0	5			123	90	85	80	75	68	60	53	
	30.0	40.0	6			147	108	102	96	90	81	72	63	
	33.5	45.0	6			147	108	102	96	90	81	72	63	
	37.0	50.0	7			172	126	119	112	105	95	84	74	
	41.0	55.0	8			196	144	136	128	120	108	96	84	
	45.0	60.0	9			221	162	153	144	135	122	108	95	
	56.0	75.0	10			245	180	170	160	150	135	120	105	
	56.0	75.0	11			270	198	187	176	165	149	132	116	
	63.0	85.0	12			294	216	204	192	180	162	144	126	
	63.0	85.0	13			319	234	221	208	195	176	156	137	

ITEM CODE		LPW880M			Outlet Size :-100mm (Mixed Flow)							50Hz		
THREE PHASE		MOTOR RATING			Discharge(LPM)							Price		
100MM	Kw	HP	Stage	Head(M)	0	1310	1500	1655	1760	1860	1977	2160	LPW880M	
	11.0	15.0	2			51	37	34	32	30	28	26	21	
	18.5	25.0	3			77	56	51	48	45	42	39	32	
	26.0	35.0	4			102	74	68	64	60	56	52	42	
	30.0	40.0	5			128	93	85	80	75	70	65	53	
	37.0	50.0	6			154	111	102	96	90	84	78	63	
	41.0	55.0	7			179	130	119	112	105	98	91	74	
	45.0	60.0	8			205	148	136	128	120	112	104	84	
	56.0	75.0	9			230	167	153	144	135	126	117	95	
	56.0	75.0	10			256	185	170	160	150	140	130	105	
	63.0	85.0	11			282	204	187	176	165	154	143	116	



V8 384 THREE PHASE 200MM WATER FILLED SUBMERSIBLE PUMPSET (MIXED FLOW TYPE) SUITABLE FOR MIN. 200MM BOREWELL OR ABOVE; MAX OD 194MM

APPROXIMATE PERFORMANCE CHART AT 2880 RPM, 415 VOLTS, 3-PHASE, 50 Hz, A.C. SUPPLY

ITEM CODE		LPW890M			Outlet Size :-125mm (Mixed Flow)								50Hz
THREE PHASE		MOTOR RATING			Discharge(LPM)								Price
125MM	Kw	HP	Stage	Head(M)	0	1360	1490	1610	1805	2055	2210	2405	LPW890M
	13	17.5	2		54	43	41	39	35	30	27	22	
	20.5	27.5	3		81	65	62	59	53	45	41	33	
	26.0	35.0	4		108	86	82	78	70	60	54	44	
	33.5	45.0	5		135	108	103	98	88	75	68	55	
	41.0	55.0	6		162	129	123	117	105	90	81	66	
	45.0	60.0	7		189	151	144	137	123	105	95	77	
	56.0	75.0	8		216	172	164	156	140	120	108	88	
	63.0	85.0	9		243	194	185	176	158	135	122	99	
	63.0	85.0	10		270	215	205	195	175	150	135	110	

ITEM CODE		LPW8100M			Outlet Size :-125mm (Mixed Flow)								50Hz
THREE PHASE		MOTOR RATING			Discharge(LPM)								Price
125MM	Kw	HP	Stage	Head(M)	0	1505	1610	1705	1835	1932	2122	2452	LPW8100M
	7.5	10.0	1		26	22	21	20	19	18	15	10	
	15.0	20.0	2		52	43	41	40	37	35	30	21	
	22.0	30.0	3		78	65	62	60	56	53	45	31	
	30.0	40.0	4		104	86	82	80	74	70	60	41	
	37.0	50.0	5		130	108	103	100	93	88	75	52	
	45.0	60.0	6		156	129	124	120	111	105	90	62	
	56.0	75.0	8		208	172	165	160	148	140	120	83	
	63.0	85.0	9		234	194	185	180	167	158	135	93	

ITEM CODE		LPW8100ML			Outlet Size :-125mm (Mixed Flow)								50Hz
THREE PHASE		MOTOR RATING			Discharge(LPM)								Price
125MM	Kw	HP	Stage	Head(M)	0	952	1405	1803	2205	2603	2905	3395	LPW8100ML
	7.5	10.0	1		26	22	20	18	16	14	12	9	
	15.0	20.0	2		52	44	40	36	32	28	24	18	
	22.0	30.0	3		78	66	60	54	48	42	36	27	
	30.0	40.0	4		104	88	80	72	64	56	48	36	
	37.0	50.0	5		130	110	100	90	80	70	60	45	
	45.0	60.0	6		156	132	120	108	96	84	72	54	

ITEM CODE		LPW8125ML			Outlet Size :-125mm (Mixed Flow)								50Hz
THREE PHASE		MOTOR RATING			Discharge(LPM)								Price
125MM	Kw	HP	Stage	Head(M)	0	1160	1520	2010	2390	2810	3106	3400	LPW8125ML
	9.3	12.5	1		27	23	21	19	17	15	13	10	
	18.5	25.0	2		54	46	42	38	34	30	26	20	
	30.0	40.0	3		81	69	63	57	51	45	39	30	
	37.0	50.0	4		108	92	84	76	68	60	52	40	
	45.0	60.0	5		135	115	105	95	85	75	65	50	
	56.0	75.0	6		162	138	126	114	102	90	78	60	
	63.0	85.0	7		189	161	147	133	119	105	91	70	

ITEM CODE		LPW8150ML			Outlet Size :-125mm (Mixed Flow)								50Hz
THREE PHASE		MOTOR RATING			Discharge(LPM)								Price
125MM	Kw	HP	Stage	Head(M)	0	1455	1752	2210	2825	3005	3200	3400	LPW8150ML
	11	15.0	1		30	25	23	21	18	16	15	13	
	22	30.0	2		60	49	46	42	35	32	30	26	
	33.5	45.0	3		90	74	69	63	53	48	45	39	
	45	60.0	4		120	98	92	84	70	64	60	52	
	56	75.0	5		150	123	115	105	88	80	75	65	
	63	85.0	6		180	147	138	126	105	96	90	78	

V8 384 THREE PHASE 200MM WATER FILLED SUBMERSIBLE PUMPSET (MIXED FLOW TYPE) SUITABLE FOR MIN. 200MM BOREWELL OR ABOVE; MAX OD 194MM

APPROXIMATE PERFORMANCE CHART AT 2880 RPM, 415 VOLTS, 3-PHASE, 50 Hz, A.C. SUPPLY

ITEM CODE		LPW8175ML			Outlet Size :-125mm (Mixed Flow)							50Hz	
THREE PHASE		MOTOR RATING			Discharge(LPM)							Price	
125MM	Kw	HP	Stage	Head(M)	0	1805	2204	2800	3355	3502	3695	4000	LPW8175ML
	13	17.5	1		31	24	22	20	18	17	16	14	
	26	35	2		62	48	44	40	36	33	31	28	
	37	50	3		93	72	66	60	54	50	47	42	
	56	75	4		124	96	88	80	72	66	62	56	
	63	85	5		155	120	110	100	90	83	78	70	

ITEM CODE		LPW8200ML			Outlet Size :-125mm (Mixed Flow)							50Hz
THREE PHASE		MOTOR RATING			Discharge(LPM)							Price
125MM	Kw	HP	Stage	Head(M)	0	2163	2472	3090	3399	3708	4017	LPW8200ML
	15	20	1		30	20	19	17	14	12	9	
	30	40	2		60	39	36	31	26	23	18	
	45	60	3		89	58	55	48	42	36	28	
	52	70	4		118	77	74	64	56	48	37	
	66	90	5		148	96	92	80	70	60	46	
	75	100	6		177	115	110	95	84	72	55	
	92	125	7		206	134	128	111	97	83	64	
	110	150	8		236	153	146	126	111	95	73	
	110	150	9		265	172	165	142	125	108	82	

ITEM CODE		LPW8100MH			Outlet Size :-125mm (Mixed Flow)							50Hz	
THREE PHASE		MOTOR RATING			Discharge(LPM)							Price	
125MM	Kw	HP	Stage	Head(M)	0	1255	1602	1755	2004	2210	2315	2510	LPW8100ML
	7.5	10	1		30	24	22	21	19	17	16	14	
	15	20	2		60	48	44	42	38	34	32	28	
	22	30	3		90	72	66	63	57	51	48	42	
	30	40	4		120	96	88	84	76	68	64	56	
	37	50	5		150	120	110	105	95	85	80	70	
	45	60	6		180	144	132	126	114	102	96	84	

ITEM CODE		LPW8125MH			Outlet Size :-125mm (Mixed Flow)							50Hz	
THREE PHASE		MOTOR RATING			Discharge(LPM)							Price	
125MM	Kw	HP	Stage	Head(M)	0	1300	1712	1903	2190	2308	2400	2609	LPW8125ML
	9.3	12.5	1		31	25	23	22	20	18	17	15	
	18.5	25	2		62	49	45	43	40	36	34	29	
	30	40	3		93	74	68	65	60	54	51	44	
	37	50	4		124	98	90	86	80	72	68	58	
	45	60	5		155	123	113	108	100	90	85	73	
	56	75	6		186	147	135	129	120	108	102	87	
	63	85	7		217	172	158	151	140	126	119	102	

ITEM CODE		LPW8150MH			Outlet Size :-125mm (Mixed Flow)							50Hz	
THREE PHASE		MOTOR RATING			Discharge(LPM)							Price	
125MM	Kw	HP	Stage	Head(M)	0	1455	1755	1957	2200	2309	2403	2708	LPW8150MH
	11	15	1		32	26	24	23	21	20	19	15	
	22	30	2		63	52	48	46	42	40	38	30	
	33.5	45	3		95	78	72	69	63	60	57	45	
	45	60	4		126	104	96	92	84	80	76	60	
	56	75	5		158	130	120	115	105	100	95	75	
	63	85	6		189	156	144	138	126	120	114	90	

V9, V10 THREE PHASE 250MM WATER FILLED SUBMERSIBLE PUMPSETS (MIXED FLOW TYPE) SUITABLE FOR 250MM BORE WELL OR ABOVE

DESCRIPTION

We manufactured Submersible Pumpsets as per IS: 8034 Standard which can be used in the field of advanced technology.

All parts are manufactured and fitted precisely using CNC machine that imparts excellent mechanical strength and reliability. The electrical design of Latteys Motors has been done with polyester Coated winding to improve efficiency and reduce electrical consumption.

9" WATER FILLED SUBMERSIBLE MOTOR AND 8/10" SUBMERSIBLE PUMP

Salient Features

- Induction motors are easily re-windable using multi layer PVC insulated wire for better reliability.
- Motor filled with water gives better cooling to winding as well as bush.
- Self-aligned carbon Stainless steel thrust bearing which withstands high axial thrust load in water lubrication.
- Electrically designed to lower power consumption and operating cost.
- Non-magnetic, corrosion-resistant high-grade stainless steel stator body.
- Gun Metal bush is made with additional centrifugal molding process and 2% Nickel is added.
- Superior designed cast iron/SS impellers and diffusers give higher hydraulic performance and greater efficiency and provide higher resistance against wear and tear from sand and other impurities.
- Dynamically balanced rotating parts to ensure minimum noise and vibration.
- Hydraulic parts are made with Investment Casting or Die-base molding process, which gives higher performance and higher efficiency.
- Individually and accurately balanced impeller gives better performance for lower power consumption.
- The pump shaft is made of stainless steel hardened and ground to close tolerance.
- Fitted with NRV & Flap to absorb thrust generated during switch off operation.

Application

Sprinkler & drip irrigation | Tubewell irrigation | Agriculture

MATERIAL OF CONSTRUCTION

Motor Body	: Stainless Steel / Mild Steel
Stator	: Vacuum Impregnated and epoxy coated for corrosion resistance. Thick end laminations are provided to protect motor windings.
Rotor	: Coated with polyurethane paint for corrosion resistance & dynamically balanced for vibration free smooth operations.
Windings	: PVC/ Polyester insulated.
Bearings	: Heavy duty angular contact bearing with high load bearing capacity.
Thrust Bearings	: Special Self-aligning and water lubricated to with stand high axial thrust load.
Breather diaphragm	: Adequately sized to accommodate expansion of water inside the motor and prevent loss cooling water .
Impeller	: High quality SS Resistant dynamically balanced.
Bowl	: High Grade Cast Iron
Shaft	: Stainless Steel of adequate diameter to ensure rigidity and ground to close tolerances.
Casing	: High graded Cast Iron.
Cable Sealing	: Designed so that no Borewell water with sand can enter the motor.

V9

Watering India to Flow



V9 THREE PHASE 230MM WATER FILLED SUBMERSIBLE PUMPSET (MIXED FLOW TYPE) SUITABLE FOR MIN. 250MM BOREWELL OR ABOVE

APPROXIMATE PERFORMANCE CHART AT 2880 RPM, 380~415 VOLTS, 3-PHASE, 50 Hz, A.C. SUPPLY

ITEM CODE	LPW940M			Outlet Size :-100mm (Mixed Flow)									50Hz
THREE PHASE	MOTOR RATING			Head(M)	Discharge(LPM)								Price
100MM	Kw	HP	Stage		0	605	810	912	1003	1253	1352	1451	LPW940M
	45	60	15		323	263	240	225	210	180	165	150	

ITEM CODE	LPW950M			Outlet Size :-100mm (Mixed Flow)									50Hz
THREE PHASE	MOTOR RATING			Head(M)	Discharge(LPM)								Price
100MM	Kw	HP	Stage		0	710	905	1042	1155	1342	1465	1610	LPW950M
	45	60	12		264	216	204	192	180	162	150	132	
	56	75	15	330	270	255	240	225	203	188	165		

ITEM CODE	LPW960M			Outlet Size :-100mm (Mixed Flow)									50Hz
THREE PHASE	MOTOR RATING			Head(M)	Discharge(LPM)								Price
100MM	Kw	HP	Stage		0	955	1052	1252	1361	1534	1655	1777	LPW960M
	45	60	10		235	180	175	160	150	135	120	105	
	56	75	12	282	216	210	192	180	162	144	126		
FGV9-0005	63	85	14	329	252	245	224	210	189	168	147		
FGV9-0003	75	100	16	376	288	280	256	240	216	192	168		

ITEM CODE	LPW970M			Outlet Size :-100mm (Mixed Flow)									50Hz
THREE PHASE	MOTOR RATING			Head(M)	Discharge(LPM)								Price
100MM	Kw	HP	Stage		0	1303	1450	1550	1690	1800	1960	2100	LPW970M
	45	60	9		221	162	153	144	135	122	108	95	
	56	75	10	245	180	170	160	150	135	120	105		
	56	75	11	270	198	187	176	165	149	132	116		
	63	85	12	294	216	204	192	180	162	144	126		
FGV9-0002	75	100	14	343	252	238	224	210	189	168	147		



**V9 THREE PHASE 230MM WATER FILLED SUBMERSIBLE PUMPSET
(MIXED FLOW TYPE) SUITABLE FOR MIN. 250MM BOREWELL OR ABOVE**

APPROXIMATE PERFORMANCE CHART AT 2880 RPM, 380~415 VOLTS, 3-PHASE, 50 Hz, A.C. SUPPLY

ITEM CODE		LPW9125ML			Outlet Size :-125mm (Mixed Flow)							50Hz	
THREE PHASE		MOTOR RATING			Discharge(LPM)							Price	
125MM	Kw	HP	Stage	Head(M)	0	1160	1520	2005	2405	2810	3104	3405	LPW9125ML
	45	60	5		135	115	105	95	85	75	65	50	
	56	75	6		162	138	126	114	102	90	78	60	
	63	85	7		189	161	147	133	119	105	91	70	
	75	100	8		216	184	168	152	136	120	104	80	
	82	110	9		243	207	189	171	153	135	117	90	
FGV9-0006	93	125	10		270	230	210	190	170	150	130	100	

ITEM CODE		LPW9150ML			Outlet Size :-125mm (Mixed Flow)							50Hz	
THREE PHASE		MOTOR RATING			Discharge(LPM)							Price	
125MM	Kw	HP	Stage	Head(M)	0	1450	1755	2210	2825	3005	3210	3405	LPW9150ML
	45	60	4		120	98	92	84	70	64	60	52	
	56	75	5		150	123	115	105	88	80	75	65	
	69	85	6		180	147	138	126	105	96	90	78	
	75	100	7		210	172	161	147	123	112	105	91	
	93	125	8		240	196	184	168	140	128	120	104	

ITEM CODE		LPW9175ML			Outlet Size :-125mm (Mixed Flow)							50Hz	
THREE PHASE		MOTOR RATING			Discharge(LPM)							Price	
125MM	Kw	HP	Stage	Head(M)	0	1810	2205	2807	3365	3510	3712	4010	LPW9175ML
	56	75	4		124	96	88	80	72	66	62	56	
	63	85	5		155	120	110	100	90	83	78	70	
	75	100	6		186	144	132	120	108	99	93	84	
	93	125	7		217	168	154	140	126	116	109	98	

ITEM CODE		LPW9125MH			Outlet Size :-125mm (Mixed Flow)							50Hz	
THREE PHASE		MOTOR RATING			Discharge(LPM)							Price	
125MM	Kw	HP	Stage	Head(M)	0	1305	1709	1910	2095	2295	2410	2613	LPW9125MH
	45	60	5		155	123	113	108	100	90	85	73	
	56	75	6		186	147	135	129	120	108	102	87	
	63	85	7		217	172	158	151	140	126	119	102	
	75	100	8		248	196	180	172	160	144	136	116	
	82	110	9		279	221	203	194	180	162	153	131	
	93	125	10		310	245	225	215	200	180	170	145	

ITEM CODE		LPW9150MH			Outlet Size :-125mm (Mixed Flow)							50Hz	
THREE PHASE		MOTOR RATING			Discharge(LPM)							Price	
125MM	Kw	HP	Stage	Head(M)	0	1452	1756	1955	2205	2309	2412	2710	LPW9150MH
	45	60	4		126	104	96	92	84	80	76	60	
	56	75	5		158	130	120	115	105	100	95	75	
	63	85	6		189	156	144	138	126	120	114	90	
	75	100	7		221	182	168	161	147	140	133	105	
	93	125	8		252	208	192	184	168	160	152	120	



**V10 THREE PHASE 250MM WATER FILLED SUBMERSIBLE PUMPSET
(MIXED FLOW TYPE) SUITABLE FOR MIN. 250MM BOREWELL OR ABOVE, MAX OD 245 MM**

APPROXIMATE PERFORMANCE CHART AT 2880 RPM, 380~415 VOLTS, 3-PHASE, 50 Hz, A.C. SUPPLY

ITEM CODE	LPW10250M			Outlet Size :-150mm (Mixed Flow)							50Hz	
THREE PHASE	MOTOR RATING			Discharge(LPM)							Price	
150MM	Kw	HP	Stage	Head(M)	0	1580	2160	2530	2880	3180	3980	TP
	18.5	25	1		35	30	27	25	23	21	16	
	37	50	2		70	60	54	50	46	42	32	
	55	75	3		105	90	81	75	69	63	48	
	75	100	4		140	120	108	100	92	84	64	

ITEM CODE	LPW10300M			Outlet Size :-150mm (Mixed Flow)							50Hz	
THREE PHASE	MOTOR RATING			Discharge(LPM)							Price	
150MM	Kw	HP	Stage	Head(M)	0	2580	3180	3680	4130	4510	4800	TP
	22	30	1		34	28	26	24	22	20	18	
	45	60	2		68	56	52	48	44	40	36	
	66	90	3		102	84	78	72	66	60	54	
	90	120	4		136	112	104	96	88	80	72	

ITEM CODE	LPW10350M			Outlet Size :-250mm (Mixed Flow)							50Hz	
THREE PHASE	MOTOR RATING			Discharge(LPM)							Price	
250MM	Kw	HP	Stage	Head(M)	0	2280	3480	4580	5080	5280	5380	TP
	26	35	1		41	35	30	25	22	18	15	
	52	70	2		81	70	60	50	44	35	30	
	75	100	3		122	105	90	75	66	53	45	
	110	150	4		162	140	120	100	88	70	60	
	130	175	5		203	175	150	125	110	88	75	
	150	200	6		243	210	180	150	132	105	90	
	184	250	7		284	245	210	175	154	123	105	

ITEM CODE	LPW10500M			Outlet Size :-250mm (Mixed Flow)							50Hz	
THREE PHASE	MOTOR RATING			Discharge(LPM)							Price	
250MM	Kw	HP	Stage	Head(M)	0	3080	3980	5580	7080	7680	8080	TP
	37	50	1		41	33	30	25	20	18	15	
	75	100	2		82	65	60	50	40	35	30	
	110	150	3		123	98	90	75	60	53	45	
	150	200	4		164	130	120	100	80	70	60	
	184	250	5		205	163	150	125	100	88	75	

**Up to 80HP 8" Motor (10" Motor Will Be Available On Request)
Above 80HP 10" Motor**



To Know More About Us Please Scan Here



LATTEYS INDUSTRIES LIMITED

Plot No. 16, Phase 1/2, GIDC Estate, Naroda, Ahmedabad-382330, Gujarat

www.latteysindustries.com | info@latteysindustries.com



Follow us on:

